

**ULSTER COUNTY RESOURCE RECOVERY AGENCY
REGULAR BOARD MEETING AGENDA
July 28, 2020 AT 12:00PM**

ROLL CALL

Board Members

Fred Wadnola _____
Katherine Beinkafner _____
Charles Landi _____
Lisa Mitten _____
JoAnne Myers _____

Agency Staff

Kenneth Gilligan _____
Timothy DeGraff _____
Charlie Whittaker _____
Angelina Peone _____
Melinda France _____
Brenna Whitaker _____

PLEDGE OF ALLEGIANCE

PUBLIC COMMENT

CHAIR'S COMMENTS

APPROVAL OF MINUTES

- Minutes of the June 29, 2020 Regular Board Meeting

COMMUNICATIONS & ANNOUNCEMENTS

- The next Regular Board Meeting is scheduled for August 24, 2020 at 12:00pm.
- Budget Process/Timeline

GENERAL REPORTS

- MSW Tonnage Report
- Recycling Tonnage Report
- Recycling Market Update
- Recycling Outreach Team Program Update

FINANCIAL MATTERS

- Treasurer's Report
- MRF Cost Analysis

ADMINISTRATIVE MATTERS

- Resolution No. 2509 RE: Authorizing and Approving the Appointment of Acting Executive Director

OLD BUSINESS

- Scale Replacement Project Status
- Compost Expansion Project Status

NEW BUSINESS

EXECUTIVE SESSION

- Regarding Employee Contract Review

Motion to enter Executive Session was made by _____ and seconded by _____.

Vote: Ayes: ____ Nays: ____ Absent: ____

Time: _____

Motion to exit Executive Session was made by _____ and seconded by _____.

Vote: Ayes: ____ Nays: ____ Absent: ____

Time: _____

ADJOURN

Motion to Adjourn the July 28, 2020 Regular Board Meeting was made by _____ and seconded by _____.

Vote: Ayes: ____ Nays: ____ Absent: ____

Time: _____

**ULSTER COUNTY RESOURCE RECOVERY AGENCY
MINUTES OF THE REGULAR BOARD MEETING
June 29, 2020**

The Ulster County Resource Recovery Agency held a Regular Board Meeting on June 29, 2020. Due to the current health crisis and the related New York State limit on gatherings, this meeting was held virtually through the platform WEBEX.

The proceedings were convened at 12:00pm.

The following Board members were present: Chair Fred Wadnola, Vice Chair Katherine Beinkafner, Treasurer Charles Landi, Member JoAnne Myers and Member Lisa Mitten.

Also present were: Counsel/Secretary Kenneth Gilligan, Executive Director Tim Rose, Controller Tim DeGraff, Director of Operations and Safety Charlie Whittaker, Recycling Coordinator Angelina Peone, Recycling Educator Melinda France. Administrative Assistant Brenna Whitaker was absent.

From the public: Reporter Bill Kemble from the Daily Freeman.

PLEDGE OF ALLEGIANCE

PUBLIC COMMENT

Public comment from Rebecca Martin of KingstonCitizens.org are attached.

CHAIR'S COMMENTS

APPROVAL OF MINUTES

Fred Wadnola motioned to approve the minutes of the June 29, 2020 Regular Board Meeting. Seconded by JoAnne Myers.

Roll Call Vote

Wadnola: Aye
Beinkafner: Aye
Landi: Aye
Myers: Aye
Mitten: Aye

The motion passed 5-0.

COMMUNICATIONS AND ANNOUNCEMENTS

Fred Wadnola stated that the next Regular Board Meeting will be held on July 27, 2020 at 12:00pm.

GENERAL REPORTS

Tim Rose presented the MSW, Recycling Tonnage, Recycling Market, and Leachate Collection reports:

MSW

	May 2020		
	Target Tonnage	Actual Tonnage	Difference
MSW	11,206 tons	11,388 tons	182 tons
Sludge	367 tons	332 tons	-35 tons

Recycling Tonnage

	May 2020	May 2019
Commingle	164.02	125.96
Glass	72.10	55.94
Mixed News	102.13	185.85
Kingston City Hard Mix	71.36	N/A
Single Stream	N/A	N/A
OCC	203.37	216.16
Food Waste	297.10	402.67

Recycling Market Report

Tim Rose stated that the Recycling Market Report shows the price the Agency was offered for each commodity. NR means no response.

Fred Wadnola motioned to approve the May 2020 Recycling Market Report. Moved by Lisa Mitten and seconded by JoAnne Myers.

Roll Call Vote

- Wadnola: Aye
- Beinkafner: Aye
- Landi: Aye
- Myers: Aye
- Mitten: Aye

The motion passed 5-0.

Leachate Collection

	May 2020	May 2019
Ulster	86,400 gallons	220,500 gallons
New Paltz	176,100 gallons	112,000 gallons

RECYCLING PROGRAM UPDATE

Angelina Peone gave the program update for the month of June.

Important items from the update:

June

- Social media messaging included:
 - World Environment Day celebrated June 5
 - World Oceans Day celebrated June 8
 - Pledge to be Plastic Free
 - UCRRA Facility Updates
- Print messaging included:
 - Pledge to be Plastic Free
- Radio messaging included:
 - Wishful Recycling
 - Recycling Outreach Team
- The June E-Newsletter was sent out to 3,374 subscribers with a 42% open rate.
- Angelina discussed the Recycling Outreach Team's plans for a social media outreach campaign for Plastic Free July to raise awareness of the effects of plastic pollution and strategies to reduce use of plastics.
- She stated that despite the challenges of COVID-19 closings, the team continues to educate the public and provide facility updates through email newsletters, through the Agency website, and on social media.
- The Recycling Outreach Team presented at the Food Waste Collection, Contamination, and Composting Webinar hosted by the New Jersey Chapter of the US Composting Council.
- UCRRA's free electronic recycling program will resume on Saturday, June 27th from 7am-3pm and will be Saturdays only thereafter.
- The Agency will renew membership for the US Composting Council certified STA Compost Program.
- Quarterly STA compost testing was completed this month.
- UCRRA Organics Recovery Facility will be featured in Biocycle Magazine.
- Compost is currently sold out.
- The July 25 Household Hazardous Waste Collection Event has been formally cancelled.
- Developing new media: Business Waste Reduction & Recycling Guidebook, UCRRA Display Banners, and Recycle Right Poster Series.
- The Recycling Outreach Team continues to participate in various webinars and conference calls for professional development, as well as to educate various local groups.

FINANCIAL MATTERS

Tim DeGraff presented the May 2020 Treasurer's Report and MRF Cost Center Analysis.

Treasurer's Report

For the month of May, the Agency's MSW tons were 7,869 and C&D tons were 3,519. Revenue line item of note: HHW/MWRR Grant line shows \$1,856 received for the Food Scraps Recycling Grant. Total revenue for the month of \$1,407,009. Expense line items of note: Administrative Expenses were \$319,541 which includes 3 payrolls. MRF expenses were \$12,757 which includes \$6,437 for wire tie (last purchase 5/2019). Total expenses for the month of \$1,225,145. Net operating revenue was \$181,864. Capital Outlay was \$490,950 which includes \$271,950 for the new Trommel screen and \$219,000 for the new portable stacker. For the month of May, the fund balance was a negative \$309,086. Year to Date fund balance is a negative \$2,559,975.

Fred Wadnola motioned to approve the May 2020 Treasurer's Report. Seconded by JoAnne Myers.

Roll Call Vote

Wadnola: Aye
Beinkafner: Aye
Landi: Aye
Myers: Aye
Mitten: Aye

The motion passed 5-0.

MRF Cost Center Analysis

For the month of May, tipping fees were \$0. The total sale of recyclables was \$32,828. Total transport/disposal costs for May were \$5,104. Total personnel expenses were \$53,718. Total operating expenses were \$13,323. Total personnel/operating costs were \$67,041. Net loss for the month of \$39,317. Year-to-date net loss of \$174,221.

ADMINISTRATIVE MATTERS

OLD BUSINESS

Fred Wadnola stated that the Board needs to meet to discuss their goals and strategies for zero waste. He spoke about the public comments received from KingstonCitizens.org and the Institute for Self-Reliance.

Lisa Mitten said that she wants the Board to attend a zero waste program being hosted by the US Green Building Council (USGBC) on July 8. She continued that the Board should also discuss their next steps toward the zero waste goal stated in the plan.

Fred Wadnola spoke about his discussion with Manna Jo Greene that morning regarding the Legislature passing the plan.

Katherine Beinkafner stated that the Board must review the resolution on zero waste that was submitted by Laura Petit to the Legislature in November, 2019. She said that the document is an abomination, and she would be embarrassed to say that it came from the Agency. She said that the Legislature needs to go back and define zero waste. She said that she is uncomfortable with the Recycling Oversight

Committee telling the Agency how to proceed with zero waste – comments are fine but the decisions belong to the Agency. She continued that there should be no changes to the plan until the required two year mark, and entertaining more changes would be a waste of time.

NEW BUSINESS

Tim Rose stated the scale replacement project has begun, and a crew is currently working on the Ulster inbound scale.

EXECUTIVE SESSION

At 1:25pm Fred Wadnola motioned to enter Executive Session regarding a personnel matter.

The Board exited Executive Session at 1:45pm.

Resolution No. 2508 RE: Authorizing the Acceptance of the Executive Director's Resignation

Fred Wadnola motioned to approve Resolution No. 2508 RE: Authorizing the Acceptance of the Executive Director's Resignation. Moved by Katherine Beinkafner and seconded by Charles Landi.

Roll Call Vote

Beinkafner: Aye

Landi: Aye

Myers: Aye

Mitten: Aye

Wadnola: Aye

The motion passed 5-0.

ADJOURN

Fred Wadnola motioned to adjourn the June 29, 2020 Regular Board Meeting. Seconded by JoAnne Myers. 5 in favor, 0 opposed, 0 absent.

July 27, 2020

Motion to approve the above transcribed Minutes of the July 27, 2020 Regular Board Meeting was made by _____, moved by _____ and seconded by _____. ___ in favor, ___ opposed, ___ absent.
Absent: ___

The minutes were approved by the Board.

Transcribed by: Brenna Whitaker, Administrative Assistant. Meetings are recorded and available upon request.

Signatures:

Fred Wadnola, Chair

Ken Gilligan, Secretary

Brenna Whitaker, Administrative Assistant

DRAFT

	2020 TARGET TONS	2020 TONNAGE IN	VARIANCE	SENECA MEADOWS	Chemung Landfill	TONS DIVERTED	
						ACTUAL	%
JANUARY							
MSW	9,121	10,445	1,324	10,760		55	
SLUDGE	277	277	0		270		
FEBRUARY							
MSW	8,010	8,944	934	8,316		64	
SLUDGE	248	276	28		291		
MARCH							
MSW	9,858	10,577	719	10,901		68	
SLUDGE	273	262	-11		268		
APRIL							
MSW	11,521	10,133	-1,388	9,635		74	
SLUDGE	250	293	43		293		
MAY							
MSW	11,206	11,388	182	11,403		124	
SLUDGE	367	332	-35		291		
JUNE							
MSW	11,295	12,333	1,038	12,189		110	
SLUDGE	345	305	-40		310		
JULY							
MSW			0				
SLUDGE			0				
AUGUST							
MSW			0				
SLUDGE			0				
SEPTEMBER							
MSW			0				
SLUDGE			0				
OCTOBER							
MSW			0				
SLUDGE			0				
NOVEMBER							
MSW			0				
SLUDGE			0				
DECEMBER							
MSW			0				
SLUDGE			0				
YTD							
MSW	61,011	63,820	2,809	63,204		495	
SLUDGE	1,760	1,745	-15		1,723		

Recycling Tonnage Report

	COMM	GLASS	MIXED	Kingston	SINGLE	OCC	Brush	Foodwaste	SCRAP	Cleanwood/Rubble	EWASTE	WOODCHIPS	TOTAL
			NEWS	City Mix	STREAM								
JANUARY	106.32	58.16	95.03	97.08	0	183.79	9.15	530.15	0	15.9	13.97	0	1109.55
FEBRUARY	96.46	25.82	79.81	66.69	0	168.72	6.72	542.05	0	8.89	25.8	0	1020.96
MARCH	122.44	61.33	102.9	65.44	0	201.35	48.04	382.56	0	14.83	2.91	0	1001.8
APRIL	137.35	53.19	82.72	71.94	0	187.54	86.37	241.4	0	15.2	26.77	119.43	1021.91
MAY	164.02	72.1	102.13	71.36	0	203.37	76.26	297.1	0	34.72	10.31	578.61	1609.98
JUNE	149.14	52.56	92.03	99.74	0	226.91	103.54	405.58	0	26.65	23.94	645.9	1825.99
JULY													0
AUGUST													0
SEPT.													0
OCT.													0
NOV.													0
DEC.													0
TOTAL 2020	775.73	323.16	554.62	472.25	0	1171.68	330.08	2398.84	0	116.19	103.7	1343.94	7590.19
	COMM	GLASS	MIXED		SINGLE	OCC	Brush	Foodwaste	SCRAP	Cleanwood/Rubble	EWASTE	WOODCHIPS	TOTAL
			NEWS		STREAM								
JANUARY	62.09	53.55	82.01		156.47	160.23	18.73	264.43	0	2.7	23.22	0	823.43
FEBRUARY	56.12	48.33	71.17		141.65	162.39	2.28	245.31	0	4.64	12.23	0	744.12
MARCH	60.41	32	91.81		137.94	168.36	31.64	296.06	0	0.71	33.18	0	852.11
APRIL	95.01	34.31	194.9		10.07	193.6	73.64	390.59	0	15.61	11.38	0	1019.11
MAY	125.96	55.94	185.85		0	216.16	51.01	402.67	0	11.74	34.05	0	1083.38
JUNE	95.37	38.79	84.87	81.3	0	152.3	34.49	417.17	0	1.33	24.9	113.5	1044.02
JULY	118.76	46.22	109.44	106.6	0	178.48	51.01	430.18	2.22	13.54	27.1	152.47	1236.02
AUGUST	111.36	64.26	101.33	82.73	0	166.1	34.58	454.48	0	175.43	36.01	862.17	2088.45
SEPT.	102.64	48.34	105.73	78.11	0	150.46	28.95	331.45	0	9.05	25.37	409.44	1289.54
OCT.	126.21	53.43	95.44	73.13	0	180.3	39.26	416.46	0	117.29	23.61	496.65	1621.78
NOV.	97.27	32.25	96.08	78.7	0	168.24	65.34	402.29	0	33.16	14.53	123.19	1111.05
DEC.	117.32	37.97	111.74	103.3	0	184.2	4.55	569.56	0	4.71	38.13	42.81	1214.29
TOTAL 2019	1168.5	545.39	1330.37		446.13	2080.82	435.48	4620.65	2.22	389.91	303.71	2200.23	14127.3

OK
7/7/20/20

Recycling Tonnage Report

	COMM	GLASS	MIXED		SINGLE	OCC	Brush	Foodwaste	SCRAP	Cleanwood/Rubble	EWASTE	WOODCHIPS	TOTAL
			NEWS		STREAM								
TOTAL 2018	525.83	496.32	1050.88		6422.74	1552.94	458.79	3536.65	36.58	116.96	304.05	1168.85	15670.59
TOTAL 2017	544.55	498.9	1111.77		7622.94	1422.4	329.58	3046.69	17.22		329.32	1921.46	16844.83
	COMM	GLASS	MIXED		SINGLE	OCC	Brush	Foodwaste			SCRAP	WOODCHIPS	TOTAL
			NEWS		STREAM								
TOTAL 2016	515.05	415.54	1094.33		9028.87	1273.4	262.45	1275.88	0		295.63	701.28	14862.43
TOTAL 2015	611.55	555.36	1413.19		9097.69	1303.8	257.41	670.27	0		251	1057.47	15217.74
TOTAL 2014	695.92	592.29	1568.52		5945.8	2324.1	177.57	239.29	0		0	286.79	11830.32
Total 2013	1574.8	582.96	1876.03		4727.53	3088	144.06	448.15	0		0	859.92	13301.41
TOTAL 2012	1584.75	574.27	2269.43		4340.87	3493.17	75.55	36.2	0		1180	185.55	12559.79
TOTAL 2011	4038.7	605.49	2958.75		5848.03	3997.8	0	0	0		0	0	17448.73
TOTAL 2010	4448.6	691.67	5119.65		2523.61	4220.4	0	0	0		0	0	17003.96
TOTAL 2009	5231.83	653.47	5914.85		0	5072.08	0	0	0		0	0	16872.23
TOTAL 2008	5359.74	642.55	6720.41		0	5596.01	0	0	0		8.77	0	18327.5
TOTAL 2007	5543.05	206.67	7007.79		0	6127.95	0	0	0		41.36	0	18926.82
	COMM	GLASS	MIXED		SSR	OCC	PLASTIC	TIN			SCRAP	WMM	
TOTAL 2006	5903.65	0	3525.49		1779.19	6132.83	0	0			148.47	1087.5	18577.13
TOTAL 2005	5444.1	0	2903.61		1811.85	6106.04	0	0			61.99	1128.94	17456.53
TOTAL 2004	5276.89	0	3045.36		1823.93	5901.88	0	0			69.2	1062.37	17179.63
TOTAL 2003	6512.99	0	2919.46		1881.03	5915.55	0	0			51.6	1229.92	18510.55
TOTAL 2002	3499.96	752.53	3219.73		1852.36	5354.55	210.14	259.67			42.98	1358.13	16550.05
TOTAL 2001	2126.16	942.48	2629.82		2021.77	5030.53	303.77	378.18			90.81	1304.31	14827.83
TOTAL 2000	108.32	993.37	146.57		2001.96	2632.05	305.65	469.11			0	1392.47	8049.5
TOTAL 1999	2.12	1080.08	0		2298.71	1803.89	312.32	445.7			0	1187.91	7130.73
TOTAL 1998	9.44	1250.09	0		2419.51	1662.13	301.55	457.96			0	968.1	7068.78
TOTAL 1997	6.3	1149.88	14.39		2976.83	1619.88	297.77	507.71			0	699.65	7272.41
TOTAL 1996	34.69	1354.28	3.83		2622.6	1487.72	291.47	543.3			0	567.16	6905.05
TOTAL 1995	151.86	1638.63	30.6		1768.27	595.47	284.3	559.21			0	366.48	5394.82
TOTAL 1994	63.78	2478.59	12.8		3693.85	960.91	550.04	926.67			0	278.78	8965.42

July 2020 Recycling Program Update

TASK	UPDATE	
MEDIA ANNOUNCEMENTS	Social Media	Plastic Free July Campaign
	Print	Plastic Free July
	Radio	<i>(15) PLASTIC FREE JULY BE PLASTIC-FREE FOR THE MONTH OF JULY. THIS IS ANGIE PEONE, RECYCLING COORDINATOR AT U C R R A. HOW LONG COULD YOU GO WITHOUT USING ANY PLASTIC? LET US KNOW AT U C R R A ON FACEBOOK AND INSTAGRAM. LEARN MORE AT U C R R A DOT ORG</i>
	Other	<ul style="list-style-type: none"> • New videos on UCRRRA Youtube Channel: The 'Recycling Mermaids' talk about Ocean Plastic Pollution • Google Analytics: 4,609 direct searches and 943 users visited the UCRRRA website
OUTREACH EDUCATION	Public Presentations	<i>None this month</i>
	Facility Tours	<ul style="list-style-type: none"> • 7/23 Kingston YMCA Farm Project Youth
	Events	<i>None this month</i>
	Other	<ul style="list-style-type: none"> • Developing new media: Recycling Education Multi-Flyer, Business Waste Reduction & Recycling Guidebook, UCRRRA Display Banners, and Recycle Right Poster Series
ELECTRONICS RECYCLING	UCRRRA's FREE electronic recycling program is open on Saturdays Only from 7am-3pm	
COMPOST	<ul style="list-style-type: none"> • Quarterly STA Compost testing yielded excellent results. June compost test results and a historical summary of results are enclosed. 	
SITE VISITS	<i>None this month</i>	
REPORTS	<ul style="list-style-type: none"> • FSR grant quarterly update submitted • MWRR grant quarterly update submitted 	
PROFESSIONAL DEVELOPMENT	<ul style="list-style-type: none"> • 7/08 Webinar: Green Business Program TRUE Zero Waste for Businesses • 7/09 Conference Call: NYSAR3 Single Use Plastics Committee • Angelina is participating in the 2020 US Composting Council Mentorship Program and the 2020 NYSAR3 Women for Recycling Mentorship Program • 7/15 Webinar: Plastics Recycling • 7/15 Webinar: Guide to Community MRF Contracts • 7/21 Webinar: State Actions to Address Recycling Market Changes 	
MISCELLANEOUS	July 25 th Household Hazardous Waste Collection Event has been cancelled	
PREVIEW	<i>August-October: Recycling Outreach Team will review program goals for 2021</i>	

CELEBRATE PLASTIC FREE JULY WITH UCRRA



THIS MESSAGE BY THE ULSTER COUNTY RESOURCE
RECOVERY AGENCY, 999 FLATBUSH ROAD, KINGSTON, NY 12401
(845) 336-0600 WWW.UCRRRA.ORG @UCRRA

**CHOOSE
TO REFUSE**
SINGLE-USE PLASTIC
PLASTICFREEJULY.ORG



Communities around the globe are concerned about plastic ending up in landfill and polluting the oceans ... that's why 120 million people worldwide are choosing to be part of Plastic Free July

Follow @UCRRA For Plastic Free July

July 1st-5th-Learn how to avoid Single Use Plastics when on a picnic, having a BBQ, camping or hiking.

July 6th-12th-Recycling can be confusing! Know your program! Learn all about plastic. How plastic is made? How plastic is recycled?

July 13th-19th-Kids activities! Looking for summer projects for your children? The Recycling Mermaids will show you how to upcycle some of those plastic containers to make an underwater sea of fish.


July 20th-26th-Learn about the effects that plastic waste has on our oceans and environment.

July 27th-31st-Tips for plastic free lifestyle in your home and business.

Great tips and information will be posted daily on our social media pages @UCRRA!

SERVICE UPDATE

Electronics are accepted on SATURDAYS ONLY from 7am-3pm at the main office, 999 Flatbush Road, Kingston. For a list of acceptable electronics please visit <https://ucrra.org/waste-recycling/electronics/>



Please remember to keep FACE MASKS, FACE SHIELDS and GLOVES out of your recycling bin. They can be disposed of with your trash.



Account No. : 1985

STA Compost (TMECC) Analysis Report

**PEONE, ANGELINA
 ULSTER COUNTY RESOURCE RECOVERY AG
 P.O. BOX 6219
 KINGSTON NY 12402**

Invoice No. : 1120609
 Date Received : 06/29/2020
 Date Analyzed: 06/30/2020
 Lab No. : 11546

Results For : ULSTER COUNTY RESOURCE RECOVERY AGENCY
 Sample ID : UCRRR 999 FLATBUSH RD KINGSTON NY

	Analysis Dry Basis	Analysis As Is Basis	Lbs / Ton		Available First Year
			Dry Basis	As Is Basis	
Organic N, % N	1.06	0.71	21.3	14.3	3.6
Ammonium, % N	0.012	0.0080	0.2	0.2	0.1
Nitrate, % N	0.065	0.0440	1.3	0.9	0.9
Total N, % N	1.14	0.77	22.8	15.4	4.6
Phosphorus, % P ₂ O ₅	0.74	0.50	14.9	10.0	7.0
Potassium, % K ₂ O	0.57	0.38	11.4	7.7	6.9
Sulfur, % S	0.32	0.22	6.3	4.3	1.7
Calcium, % Ca	8.28	5.58	165.7	111.7	78.2
Magnesium, % Mg	0.49	0.33	9.9	6.7	4.7
Sodium, % Na	0.20	0.13	4.0	2.7	2.7
Sodium Adsorption Ratio (SAR)	1.82				
Zinc, ppm Zn	97.2	65.5	0.2	0.1	0.1
Iron, ppm Fe	13609.1	9175.3	27.2	18.3	12.8
Manganese, ppm Mn	321.7	216.9	0.6	0.4	0.3
Copper, ppm Cu	39.7	26.8	0.1	0.0	0.1
Aluminum, ppm Al	3245.7	2188.3	6.5	4.4	3.1
Boron, ppm B	23.5	15.8	0.0	0.0	0.0
Soluble Salts, (EC 1:5) dS/m		1.32			
pH		8.0			
Moisture, %	32.58				
Dry Matter (TS), %	67.42				
Ash, %	70.49	47.52			
Organic Matter LOI 550C, %	29.51	19.90			
Organic Carbon, %	17.11	11.54			
Organic C:N Ratio	15.0				
Bulk Density, lbs / cubic foot		40			

W.R. Rohrer - AgroLab Inc.

7/13/2020

Copy : 1

Page 1 of 2



Account No. : 1985

STA Compost (TMECC) Analysis Report

**PEONE, ANGELINA
 ULSTER COUNTY RESOURCE RECOVERY AG
 P.O. BOX 6219
 KINGSTON NY 12402**

**Invoice No. : 1120609
 Date Received : 06/29/2020
 Date Analyzed: 06/30/2020
 Lab No. : 11546**

**Results For : ULSTER COUNTY RESOURCE RECOVERY AGENCY
 Sample ID : UCRRRA 999 FLATBUSH RD KINGSTON NY**

	Analysis Dry Basis	Analysis As Is Basis	Lbs / Ton		Available First Year
			Dry Basis	As Is Basis	
Human Inerts & Plastic Film, %		< 0.1			
STA 503 H.Metal Screen	Pass				
STA Pathogen Screen		Pass			
Respiration mg CO2-C/g OM/day	1.0				
Compost Respiration Stability Index		Very Stable			
Respiration mg CO2-C/g TS/day	0.4				
Compost Respiration Stability Index		Very Stable			
Maturity Indicator by Germination					
Emergence %		100			
Maturity		Very Mature			
Seedling Vigor %		100			
Maturity		Very Mature			

"<" - Not Detected / Below Detection Limit

Particle Size Distribution	Sieve Size	Fraction Retained (%)	Total Passing (%)
	25 mm	0.0	100.0
	9.5 mm	0.4	99.6
	No.10 (2 mm)	45.3	54.3
	No.18 (1 mm)	20.0	34.3
	Pan	34.4	0.0

Note: The available first year Ammonium-N is calculated based on maximum availability, or incorporation within 24 hours. Advise a nutrient consultant for adjustments beyond 24 hr incorporation.



Account No. : 1985

Environmental Sample Analysis Report

**PEONE, ANGELINA
 ULSTER COUNTY RESOURCE RECOVERY AG
 P.O. BOX 6219
 KINGSTON NY 12402**

**Invoice No. : 1120605
 Date Received : 06/29/2020
 Date Analyzed: 06/30/2020**

Lab No. : 2170

Results For : ULSTER COUNTY RESOURCE RECOVERY AGENCY

Sample ID : UCRRRA 999 FLATBUSH RD KINGSTON NY

Description :

Analysis

	Solid: Dry Wgt Liquid: As Rcvd	EPA Method Number	Lab. Tech.	Detection Limit
Arsenic As, mg/kg	7.66	3050B/6010C	L.D.S	0.01
Cadmium Cd, mg/kg	0.55	3050B/6010C	L.D.S	0.01
Chromium Cr, mg/kg	23.26	3050B/6010C	L.D.S	0.01
Copper Cu, mg/kg	61.14	3050B/6010C	L.D.S	0.01
Molybdenum Mo, mg/kg	1.75	3050B/6010C	L.D.S	0.01
Nickel Ni, mg/kg	18.49	3050B/6010C	L.D.S	0.01
Lead Pb, mg/kg	34.23	3050B/6010C	L.D.S	0.01
Selenium Se, mg/kg	< 0.01	3050B/6010C	L.D.S	0.01
Zinc Zn, mg/kg	115.51	3050B/6010C	L.D.S	0.01
Mercury Hg, mg/kg	0.037	7473	L.D.S	0.01

Microbiological Screening

	Count	Method	Detection Limit
E Coli Bacteria, MPN of CFU/g	0.00	Collert	1 CFU/g
Fecal Bacteria, MPN of CFU/1g dry basis	100	Col-18 40CFR 136.3	1 CFU/g dry wgt

"<" - Not Detected / Below Detection Limit



Account No. : 1985

Environmental Sample Analysis Report

PEONE, ANGELINA
ULSTER COUNTY RESOURCE RECOVERY AG
P.O. BOX 6219
KINGSTON NY 12402

Invoice No. : 1120605
Date Received : 06/29/2020
Date Analyzed : 06/30/2020

Lab No. : 2200

Results For : ULSTER COUNTY RESOURCE RECOVERY AGENCY

Sample ID : UCRRA 999 FLATBUSH RD KINGSTON NY

Description :

Analysis

Solid: Dry Wgt

Liquid: As Rcvd

EPA Method
Number

Lab.
Tech.

Detection
Limit

Microbiological Screening

Count

Method

Detection
Limit

Salmonella

Not Detected

L. Flow ATEC 13076

1 CFU/g dry wgt

UCRRA - 2020 MONTHLY TREASURER'S REPORT

	2020 BUDGET	JAN	FEB	MAR	APR	MAY	JUN	2020 Y-T-D	2019 Y-T-D	2020/2019 VARIANCE
TONS:										
MSW TONS	97,125	8,172	6,843	7,664	7,512	7,869	8,462	46,522	47,867	(1,345)
C&D TONS	32,375	2,273	2,101	2,913	2,621	3,519	3,871	17,298	16,219	1,079
SLUDGE TONS	3,600	277	276	262	293	332	305	1,745	1,738	7
REVENUES:										
MSW TIPPING FEE	\$ 13,597,500	\$ 1,102,850	\$ 942,936	\$ 1,118,207	\$ 1,071,285	\$ 1,207,345	\$ 1,305,836	6,748,459	6,620,308	128,151
SLUDGE TIPPING FEE	\$ 378,000	\$ 29,079	\$ 28,933	\$ 27,493	\$ 30,793	\$ 34,857	\$ 31,986	183,141	179,112	4,029
COMPOST TIPPING FEE/SALES	\$ 170,000	\$ 11,128	\$ 11,723	\$ 19,695	\$ 28,004	\$ 38,779	\$ 20,492	129,821	85,152	44,669
LEACHATE HAULING/BOX RENTAL	\$ 48,808	\$ 4,014	\$ 4,664	\$ 4,534	\$ 4,014	\$ 3,234	\$ 4,014	24,474	22,414	2,060
FUEL SURCHARGE	\$ 628,897	\$ 51,116	\$ 41,538	\$ 46,114	\$ 36,059	\$ 34,399	\$ 33,718	242,944	316,089	(73,145)
PULL CHARGES	\$ 226,408	\$ 18,928	\$ 15,106	\$ 19,656	\$ 21,840	\$ 25,935	\$ 25,389	126,854	113,236	13,618
RECYCLING SERVICE FEES	\$ 75,000	\$ 5,280	\$ 5,301	\$ 8,572	\$ 8,160	\$ 10,664	\$ 13,583	51,560	86,706	(35,146)
SALES OF RECYCLABLES	\$ 210,000	\$ 9,246	\$ 47,060	\$ 24,515	\$ 14,152	\$ 44,776	\$ 44,306	184,055	110,140	73,915
MISC. REVENUES	\$ 147,000	\$ 30,116	\$ 6,503	\$ 5,243	\$ 36,699	\$ 5,164	\$ 4,286	88,011	89,468	(1,457)
HHW/MWRR GRANTS	\$ 181,000	\$ -	\$ -	\$ -	\$ -	\$ 1,856	\$ -	1,856	-	1,856
TOTAL REVENUES	\$ 15,662,613	\$ 1,261,757	\$ 1,103,764	\$ 1,274,029	\$ 1,251,006	\$ 1,407,009	\$ 1,483,610	7,781,175	7,622,625	158,550
EXPENSES:										
PERSONNEL	\$ 3,021,056	\$ 190,080	\$ 246,604	\$ 229,825	\$ 225,608	\$ 319,541	\$ 248,547	1,460,205	1,388,968	(71,237)
ADMINISTRATION EXPENSE	\$ 314,917	\$ 32,138	\$ 49,785	\$ 50,900	\$ 36,879	\$ 28,495	\$ 39,584	237,781	208,142	(29,639)
RECYCLING EDUCATION	\$ 50,000	\$ 1,151	\$ 2,595	\$ 6,124	\$ 2,277	\$ 1,285	\$ 1,285	14,717	15,477	760
INSURANCE	\$ 253,683	\$ 21,166	\$ 21,166	\$ 21,481	\$ 21,166	\$ 21,166	\$ 22,709	128,854	127,426	(1,428)
FACILITIES O&M EXPENSE										
MRF OPERATIONS	\$ 116,200	\$ 9,804	\$ 6,518	\$ 14,162	\$ 7,027	\$ 12,757	\$ 5,834	56,102	52,155	(3,947)
TRANSFER STATIONS	\$ 128,650	\$ 8,338	\$ 8,254	\$ 7,864	\$ 4,960	\$ 8,856	\$ 16,178	(1) 54,450	62,113	7,663
VEHICLE MAINTENANCE FACILITY	\$ 74,000	\$ 9,851	\$ 22,301	\$ 13,394	\$ 7,373	\$ 14,539	\$ 9,074	76,532	58,002	(18,530)
COMPOSTING OPERATIONS	\$ 50,000	\$ 2,240	\$ 7,487	\$ 6,517	\$ 935	\$ 286	\$ 10,504	(2) 27,969	10,838	(17,131)
HHW CLEANUP DAY	\$ 150,000	\$ -	\$ -	\$ -	\$ -	\$ -	\$ -	-	49,697	49,697
TRANSPORTATION SYSTEM	\$ 64,000	\$ 6,494	\$ 4,649	\$ 4,458	\$ 7,963	\$ 3,347	\$ 3,663	30,574	33,330	2,756
VEHICLE & EQUIP. MAINT.	\$ 203,000	\$ 31,509	\$ 19,334	\$ 22,440	\$ 26,028	\$ 30,800	\$ 9,873	139,984	151,034	11,050
FUEL REPLENISHMENT PROGRAM	\$ 730,107	\$ 64,358	\$ 42,973	\$ 49,549	\$ 30,461	\$ 24,675	\$ 36,565	248,581	337,788	89,207
MSW HAULING PRIVATE CONTRACTS	\$ 4,644,989	\$ 384,027	\$ 296,994	\$ 392,852	\$ 347,097	\$ 410,800	\$ 448,290	2,280,060	1,671,196	(608,864)
SOLID WASTE DISPOSAL COSTS	\$ 3,112,935	\$ 259,861	\$ 199,874	\$ 263,255	\$ 231,896	\$ 275,371	\$ 294,363	1,524,620	1,456,767	(67,853)
RECYCLING DISPOSAL COSTS	\$ -	\$ 18,706	\$ 7,603	\$ 1,722	\$ 2,937	\$ 3,751	\$ 968	35,687	60,656	24,969
OTHER DISPOSAL COSTS	\$ 18,000	\$ 549	\$ 1,777	\$ 2,549	\$ 917	\$ 3,618	\$ 2,366	11,776	8,637	(3,139)
SLUDGE DISPOSAL & TRANSPORT	\$ 262,800	\$ 18,621	\$ 22,263	\$ 19,568	\$ 21,414	\$ 21,274	\$ 18,971	122,111	118,516	(3,595)
CLF MONITORING & MAINTENANCE	\$ 31,000	\$ 10,713	\$ 4,283	\$ 1,955	\$ 2,856	\$ 496	\$ 1,129	21,432	17,626	(3,806)
LEACHATE DISPOSAL	\$ 193,750	\$ 28,560	\$ 41,207	\$ 28,042	\$ 44,736	\$ 20,300	\$ 4,261	167,106	137,935	(29,171)
HCB PAYMENTS	\$ 208,884	\$ 20,070	\$ 12,962	\$ 15,673	\$ 14,925	\$ 23,788	\$ 22,376	109,794	106,443	(3,351)
TOTAL OPERATING EXPENSES	\$ 13,627,971	\$ 1,118,236	\$ 1,018,629	\$ 1,152,330	\$ 1,037,455	\$ 1,225,145	\$ 1,196,540	6,748,335	6,072,746	(675,589)
NET OPERATING REVENUES	\$ 2,034,642	\$ 143,521	\$ 85,135	\$ 121,699	\$ 213,551	\$ 181,864	\$ 287,070	1,032,840	\$ 1,549,879	(517,039)
OP RESERVE TRANSFERS	\$ -	\$ -	\$ -	\$ -	\$ -	\$ -	\$ 323,475	323,475	-	323,475
CAPITAL OUTLAY	\$ 244,642	\$ 49,642	\$ 141,067	\$ 356,193	\$ 477,893	\$ 490,950	\$ 615	(3) 1,516,360	524,482	(991,878)
NET SERVICE FEES	\$ -	\$ -	\$ -	\$ -	\$ -	\$ -	\$ -	-	-	-
DEBT SERVICE PAYMENTS	\$ 1,790,000	\$ -	\$ 1,790,000	\$ -	\$ -	\$ -	\$ -	1,790,000	1,790,000	-
FUND BALANCE	\$ -	\$ 93,879	\$ (1,845,932)	\$ (234,494)	\$ (264,342)	\$ (309,086)	\$ 609,930	(4) (1,950,045)	(764,603)	(1,185,442)

(1) overhead door replacement at UTS (\$8,191)

(2) compost area expansion costs

(3) removal of old inbound scale

(4) fund balance exclusive of Op Reserve transfer in - month \$286,455; YTD \$(2,273,520)

UCRRA
MRF COST CENTER ANALYSIS
2020

	MONTHLY AVERAGE 2019	JUNE 2019	JANUARY 2020	FEBRUARY 2020	MARCH 2020	APRIL 2020	MAY 2020	JUNE 2020	TOTAL 2020
REVENUES									
RECYCLING SERVICE FEES									
TIPPING FEES	\$ 4,275	\$ -	\$ -	\$ -	\$ -	\$ -	\$ -	\$ -	\$ -
SALES OF RECYCLABLES									
RESIDENTIAL MIXED NEWS	\$ -	\$ -	\$ -	\$ -	\$ -	\$ 493	\$ 2,908	\$ 1,953	\$ 5,354
OCC	\$ 4,574	\$ 2,298	\$ 5,945	\$ 4,396	\$ 11,484	\$ 6,139	\$ 29,920	\$ 15,420	\$ 73,304
GLASS	\$ -	\$ -	\$ -	\$ -	\$ -	\$ -	\$ -	\$ -	\$ -
PLASTIC	\$ 7,782	\$ 8,916	\$ -	\$ 27,812	\$ 5,148	\$ -	\$ -	\$ -	\$ 32,960
TIN CANS	\$ 964	\$ 2,245	\$ -	\$ 9,488	\$ 2,483	\$ -	\$ -	\$ 5,993	\$ 17,964
ALUMINUM	\$ 1,903	\$ -	\$ -	\$ -	\$ -	\$ -	\$ -	\$ 12,064	\$ 12,064
RETURNABLE DEPOSIT CONTAINERS	\$ 275	\$ -	\$ 450	\$ -	\$ -	\$ 2,558	\$ -	\$ -	\$ 3,008
SINGLE STREAM RECYCLING	\$ -	\$ -	\$ -	\$ -	\$ -	\$ -	\$ -	\$ -	\$ -
TOTAL SALES OF RECYCLABLES	\$ 15,498	\$ 13,459	\$ 6,395	\$ 41,696	\$ 19,115	\$ 9,190	\$ 32,828	\$ 35,430	\$ 144,654
TOTAL REVENUES	\$ 19,774	\$ 13,459	\$ 6,395	\$ 41,696	\$ 19,115	\$ 9,190	\$ 32,828	\$ 35,430	\$ 144,654
TRANSPORTATION & DISPOSAL COSTS									
MRF MSW	\$ 2,068	\$ 2,803	\$ 1,725	\$ 1,665	\$ 1,398	\$ 1,591	\$ 1,353	\$ 2,821	\$ 10,553
SSR/GLASS DISPOSAL	\$ 5,843	\$ 1,895	\$ 1,173	\$ 3,750	\$ -	\$ 2,937	\$ 3,751	\$ -	\$ 11,611
HARDMIX/NEWS DISPOSAL	\$ -	\$ -	\$ 17,533	\$ 3,853	\$ 1,722	\$ -	\$ -	\$ 968	\$ 24,076
TOTAL TRANSPORT/DISPOSAL COSTS	\$ 7,911	\$ 4,698	\$ 20,431	\$ 9,268	\$ 3,120	\$ 4,528	\$ 5,104	\$ 3,789	\$ 46,240
NET REVENUE/(LOSS)	\$ 11,863	\$ 8,761	\$ (14,036)	\$ 32,428	\$ 15,995	\$ 4,662	\$ 27,724	\$ 31,641	\$ 98,414

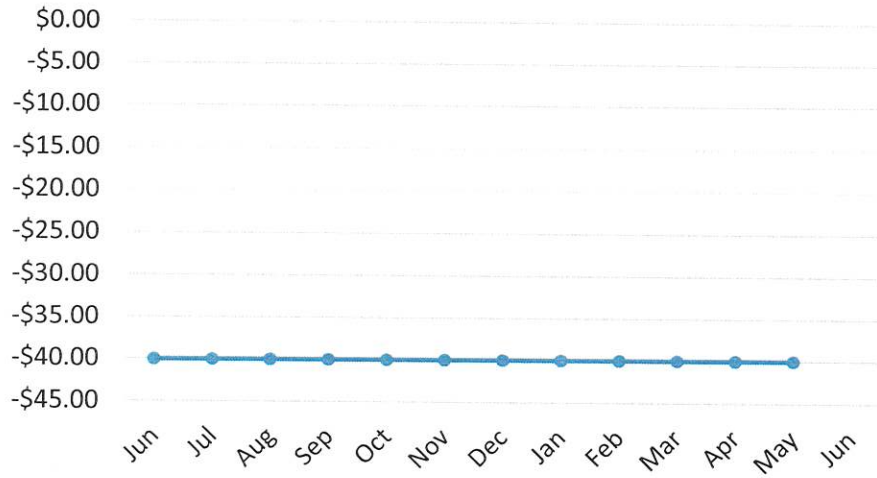
UCRRA
MRF COST CENTER ANALYSIS
2020

	MONTHLY AVERAGE 2019	JUNE 2019	JANUARY 2020	FEBRUARY 2020	MARCH 2020	APRIL 2020	MAY 2020	JUNE 2020	TOTAL 2020
EXPENSES									
MRF PERSONNEL EXPENSES									
RECYCLING CENTER PERSONNEL	\$ 16,025	\$ 15,648	\$ 16,320	\$ 14,610	\$ 19,083	\$ 16,043	\$ 28,523	\$ 19,287	\$ 113,866
OVERTIME	\$ 2,283	\$ 2,964	\$ 2,367	\$ 1,280	\$ 3,113	\$ 3,916	\$ 6,495	\$ 5,379	\$ 22,550
BENEFITS/TAXES/PENSION	\$ 10,572	\$ 10,480	\$ 12,115	\$ 11,628	\$ 12,610	\$ 12,068	\$ 15,399	\$ 13,150	\$ 76,970
TEMPORARY WORKERS (50%)	\$ -	\$ -	\$ 2,268	\$ 2,594	\$ 3,277	\$ 2,180	\$ 3,301	\$ 3,299	\$ 16,919
SUBTOTAL	\$ 28,880	\$ 29,092	\$ 33,070	\$ 30,112	\$ 38,083	\$ 34,207	\$ 53,718	\$ 41,115	\$ 230,305
MRF OPERATING EXPENSES									
UTILITIES & FUEL	\$ 3,733	\$ 3,516	\$ 4,326	\$ 3,445	\$ 2,444	\$ 3,098	\$ 3,048	\$ 2,572	\$ 18,933
EQUIPMENT MAINTENANCE & REPAIRS	\$ 2,338	\$ 2,920	\$ 5,369	\$ 2,393	\$ 10,559	\$ 3,657	\$ 2,375	\$ 2,771	\$ 27,124
MATERIALS & SUPPLIES	\$ 782	\$ 36	\$ 109	\$ 680	\$ 130	\$ 7	\$ 7,334	\$ 492	\$ 8,752
INSURANCE bldg (re-assessed 2020)	\$ 808	\$ 808	\$ 566	\$ 566	\$ 566	\$ 566	\$ 566	\$ 566	\$ 3,396
SUBTOTAL	\$ 7,662	\$ 7,280	\$ 10,370	\$ 7,084	\$ 13,699	\$ 7,328	\$ 13,323	\$ 6,401	\$ 58,205
TOTAL PERSONNEL/OPERATING EXPENSES	\$ 36,541	\$ 36,372	\$ 43,440	\$ 37,196	\$ 51,782	\$ 41,535	\$ 67,041	\$ 47,516	\$ 288,510
NET INCOME/(LOSS)	\$ (24,678)	\$ (27,611)	\$ (57,476)	\$ (4,768)	\$ (35,787)	\$ (36,873)	\$ (39,317)	\$ (15,875)	\$ (190,096)
RECYCLABLES SOLD (TONS)	435	445	453	521	434	299	521	440	2,668
RECYCLABLE TONS - IN	515	453	540	438	553	533	613	620	3,297
OPERATIONS COST/TON	\$ 70.98	\$ 80.29	\$ 80.44	\$ 84.92	\$ 93.64	\$ 77.93	\$ 109.37	\$ 76.64	\$ 87.51
SALE OF RECYCLABLES - REVENUE PER TON	\$ 22.20	\$ 25.99	\$ (27.18)	\$ 65.44	\$ 40.08	\$ 20.91	\$ 55.81	\$ 78.32	\$ 40.84
NET INCOME/(LOSS) PER TON	\$ (47.93)	\$ (60.95)	\$ (106.44)	\$ (10.89)	\$ (64.71)	\$ (69.18)	\$ (64.14)	\$ (25.60)	\$ (57.66)

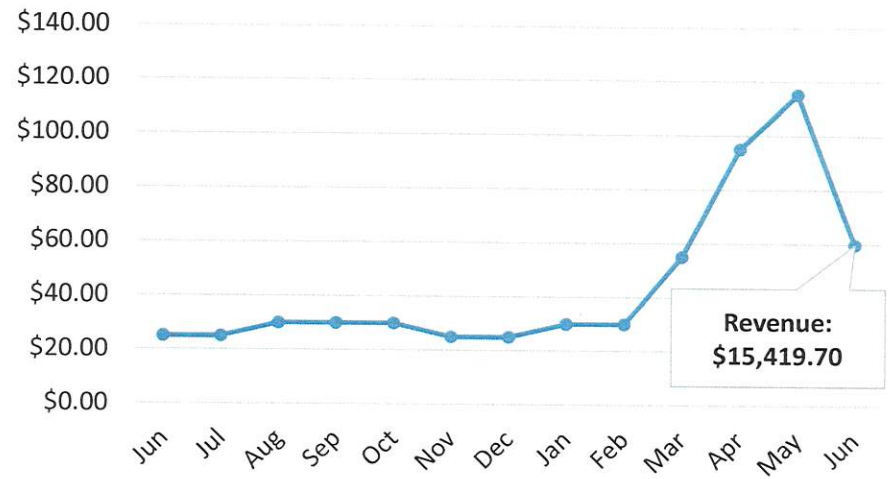
Monthly Recycling Market Trends

June 2020

Glass*

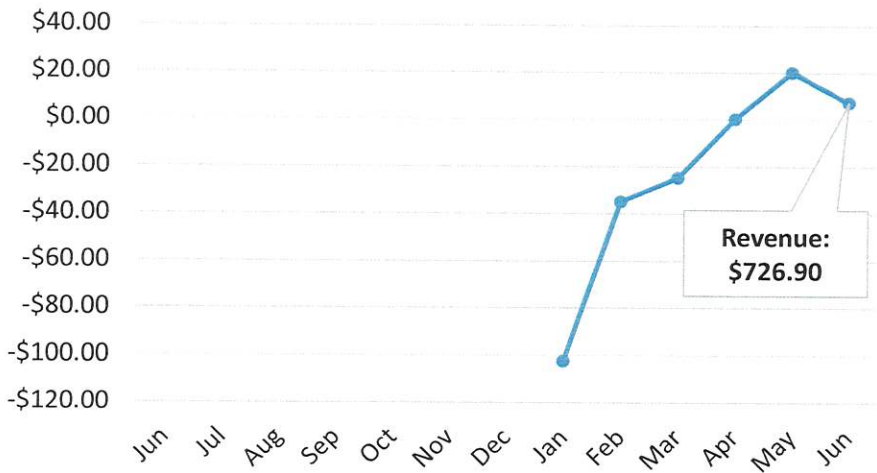


OCC

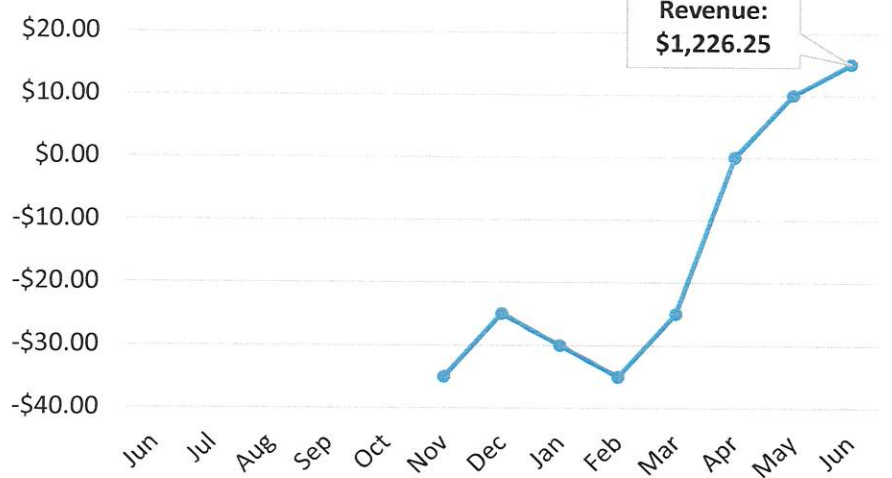


*No data for the month of June

KC Hard Mix



Mixed News



ULSTER COUNTY RESOURCE RECOVERY AGENCY

RESOLUTION NO. 2509

RE: Authorizing and Approving the Appointment of Acting Executive Director

WHEREAS, the Ulster County Resource Recovery Agency (the "Agency") is engaged in Solid Waste Management and Recycling in Ulster County, and

WHEREAS, the Executive Director of the Ulster County Resource Recovery Agency (the "Agency") Timothy Rose resigned as Executive Director which resignation was accepted by the Board on June 29, 2020, and

WHEREAS, the Agency Board has decided that it is imperative to name an acting Executive Director to carry out the duties of the Executive Director until the Board appoints a new Executive Director, and

WHEREAS, the Agency has conducted a review and analysis of the need to appoint such acting Executive Director including an additional monthly stipend, and

NOW, THEREFORE, BE IT

RESOLVED, that Ulster County Resource Recovery Agency hereby appoints Timothy DeGraff as the acting Executive Director, and be it

FURTHER RESOLVED, that the Agency approves the appointment of Timothy DeGraff as acting Executive Director until the Board selects a new Executive Director and that Timothy DeGraff be given a \$2,000.00 monthly stipend until the position of Executive Director is filled by the Board, and be it

FURTHER RESOLVED, that the Agency staff is hereby authorized to take all steps necessary to implement same, and be it

FURTHER RESOLVED, that this Resolution shall take effect retroactive to July 1, 2020.

Moved by: _____ Seconded by: _____

Vote: Ayes _____ Nays _____ Absent _____

Date: July 27, 2020

Financial Impact: \$2,000.00