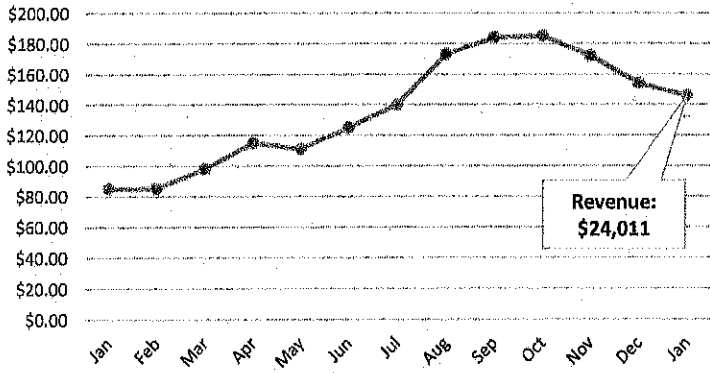


UCRRA
MRF COST CENTER ANALYSIS
2022

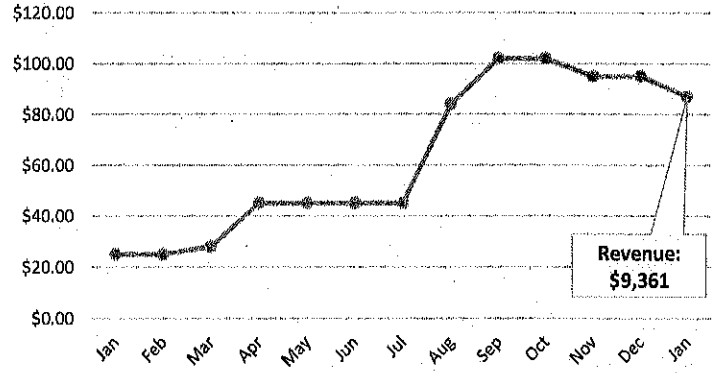
	MONTHLY AVERAGE 2021	JANUARY 2021	JANUARY 2022	TOTAL 2022
REVENUES				
RECYCLING SERVICE FEES				
TIPPING FEES	\$ -	\$ -	\$ -	\$ -
SALES OF RECYCLABLES				
RESIDENTIAL MIXED NEWS	\$ 12,202	\$ 4,683	\$ 14,774	\$ 14,774
OCC	\$ 27,692	\$ 19,496	\$ 24,011	\$ 24,011
GLASS	\$ -	\$ -	\$ -	\$ -
PLASTIC	\$ 23,566	\$ 2,867	\$ -	\$ -
TIN CANS	\$ 3,234	\$ -	\$ -	\$ -
ALUMINUM	\$ 2,002	\$ -	\$ 25,158	\$ 25,158
RETURNABLE DEPOSIT CONTAINERS	\$ 23	\$ -	\$ -	\$ -
TOTAL SALES OF RECYCLABLES	\$ 68,718	\$ 27,046	\$ 63,943	\$ 63,943
TOTAL REVENUES	\$ 68,718	\$ 27,046	\$ 63,943	\$ 63,943
TRANSPORTATION & DISPOSAL COSTS				
MRF MSW/MRF GLASS	\$ 5,084	\$ 5,513	\$ 4,242	\$ 4,242
SSR/GLASS/OTHER DISPOSAL	\$ -	\$ -	\$ -	\$ -
HARDMIX/NEWS DISPOSAL	\$ -	\$ -	\$ -	\$ -
TOTAL TRANSPORT/DISPOSAL COSTS	\$ 5,084	\$ 5,513	\$ 4,242	\$ 4,242
NET REVENUE/(LOSS)	\$ 63,634	\$ 21,533	\$ 59,701	\$ 59,701
EXPENSES				
MRF PERSONNEL EXPENSES				
RECYCLING CENTER PERSONNEL	\$ 20,376	\$ 16,670	\$ 17,841	\$ 17,841
OVERTIME	\$ 4,061	\$ 3,197	\$ 4,570	\$ 4,570
BENEFITS/TAXES/PENSION	\$ 12,837	\$ 12,818	\$ 11,475	\$ 11,475
TEMPORARY WORKERS (50%)	\$ 1,995	\$ 3,163	\$ 920	\$ 920
SUBTOTAL	\$ 39,268	\$ 35,848	\$ 34,806	\$ 34,806
MRF OPERATING EXPENSES				
UTILITIES & FUEL	\$ 3,266	\$ 3,442	\$ 4,714	\$ 4,714
EQUIPMENT MAINTENANCE & REPAIRS	\$ 3,170	\$ 6,352	\$ 427	\$ 427
MATERIALS & SUPPLIES	\$ 915	\$ 327	\$ 502	\$ 502
INSURANCE bldg (re-assessed 2020)	\$ 566	\$ 566	\$ 566	\$ 566
SUBTOTAL	\$ 7,917	\$ 10,687	\$ 6,209	\$ 6,209
TOTAL PERSONNEL/OPERATING EXPENSES	\$ 47,186	\$ 46,535	\$ 41,015	\$ 41,015
NET INCOME/(LOSS)	\$ 16,448	\$ (25,002)	\$ 18,686	\$ 18,686
RECYCLABLES SOLD (TONS)	\$ 472	448	410	410
RECYCLABLE TONS - IN	\$ 576	549	479	479
OPERATIONS COST/TON	\$ 81.98	\$ 84.76	\$ 85.63	\$ 85.63
SALE OF RECYCLABLES - REVENUE PER TON	\$ 145.56	\$ 60.37	\$ 155.96	\$ 155.96
NET INCOME/(LOSS) PER TON	\$ 28.58	\$ (45.54)	\$ 39.01	\$ 39.01

Recycling Market Trend Report January 2022

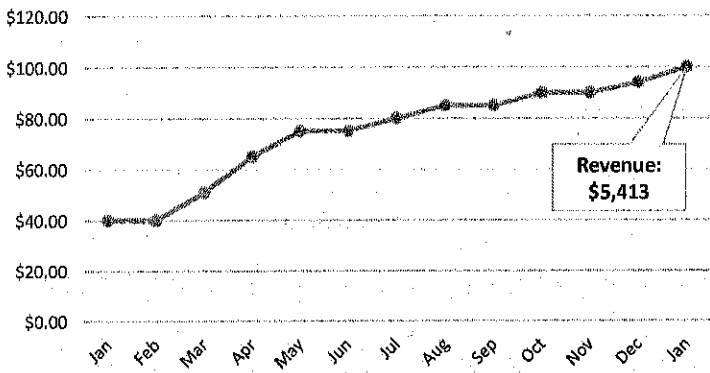
OCC (per ton)



KC Hard Mix (per ton)



Mixed News (per ton)



UBC (per pound)

