

UCRRA  
MRF COST CENTER ANALYSIS  
2022

	MONTHLY AVERAGE 2021	MAY 2021	JANUARY 2022	FEBRUARY 2022	MARCH 2022	APRIL 2022	MAY 2022	TOTAL 2022
<b>REVENUES</b>								
<b>RECYCLING SERVICE FEES</b>								
TIPPING FEES	\$ -	\$ -	\$ -	\$ -	\$ -	\$ -	\$ -	\$ -
<b>SALES OF RECYCLABLES</b>								
RESIDENTIAL MIXED NEWS	\$ 12,202	\$ 9,544	\$ 14,774	\$ 11,639	\$ 18,468	\$ 16,037	\$ 19,737	\$ 80,655
OCC	\$ 27,692	\$ 21,745	\$ 24,011	\$ 18,833	\$ 31,286	\$ 29,260	\$ 29,025	\$ 132,415
GLASS	\$ -	\$ -	\$ -	\$ -	\$ -	\$ -	\$ -	\$ -
PLASTIC	\$ 23,566	\$ 47,399	\$ -	\$ 2,563	\$ 52,055	\$ 18,786	\$ -	\$ 73,404
TIN CANS	\$ 3,234	\$ 9,096	\$ -	\$ -	\$ 5,043	\$ 6,347	\$ 5,598	\$ 16,988
ALUMINUM	\$ 2,002	\$ 24,025	\$ 25,158	\$ -	\$ -	\$ -	\$ 33,264	\$ 58,422
RETURNABLE DEPOSIT CONTAINERS	\$ 23	\$ -	\$ -	\$ -	\$ -	\$ -	\$ -	\$ -
<b>TOTAL SALES OF RECYCLABLES</b>	<b>\$ 68,718</b>	<b>\$ 111,809</b>	<b>\$ 63,943</b>	<b>\$ 33,035</b>	<b>\$ 106,852</b>	<b>\$ 70,430</b>	<b>\$ 87,624</b>	<b>\$ 361,884</b>
<b>TOTAL REVENUES</b>	<b>\$ 68,718</b>	<b>\$ 111,809</b>	<b>\$ 63,943</b>	<b>\$ 33,035</b>	<b>\$ 106,852</b>	<b>\$ 70,430</b>	<b>\$ 87,624</b>	<b>\$ 361,884</b>
<b>TRANSPORTATION &amp; DISPOSAL COSTS</b>								
MRF MSW/MRF GLASS	\$ 5,084	\$ 3,536	\$ 4,242	\$ 3,952	\$ 7,473	\$ 5,045	\$ 3,832	\$ 24,544
SSR/GLASS/OTHER DISPOSAL	\$ -	\$ -	\$ -	\$ -	\$ -	\$ 5,805	\$ -	\$ 5,805
HARDMIX/NEWS DISPOSAL	\$ -	\$ -	\$ -	\$ -	\$ -	\$ -	\$ -	\$ -
<b>TOTAL TRANSPORT/DISPOSAL COSTS</b>	<b>\$ 5,084</b>	<b>\$ 3,536</b>	<b>\$ 4,242</b>	<b>\$ 3,952</b>	<b>\$ 7,473</b>	<b>\$ 10,850</b>	<b>\$ 3,832</b>	<b>\$ 30,349</b>
<b>NET REVENUE/(LOSS)</b>	<b>\$ 63,634</b>	<b>\$ 108,273</b>	<b>\$ 59,701</b>	<b>\$ 29,083</b>	<b>\$ 99,379</b>	<b>\$ 59,580</b>	<b>\$ 83,792</b>	<b>\$ 331,535</b>

UCRRA  
MRF COST CENTER ANALYSIS  
2022

EXPENSES

MRF PERSONNEL EXPENSES

RECYCLING CENTER PERSONNEL	\$	20,376	\$ 16,752	\$ 17,841	\$ 18,397	\$ 20,527	\$ 33,452	\$ 28,371	\$ 118,588
OVERTIME	\$	4,061	\$ 4,054	\$ 4,570	\$ 3,767	\$ 3,555	\$ 6,841	\$ 4,430	\$ 23,163
BENEFITS/TAXES/PENSION	\$	12,837	\$ 12,790	\$ 11,475	\$ 11,286	\$ 11,411	\$ 14,369	\$ 12,841	\$ 61,382
TEMPORARY WORKERS (50%)	\$	1,995	\$ 2,400	\$ 920	\$ 877	\$ 2,643	\$ 11,257	\$ 5,059	\$ 20,756
<b>SUBTOTAL</b>	\$	<b>39,268</b>	<b>\$ 35,996</b>	<b>\$ 34,806</b>	<b>\$ 34,327</b>	<b>\$ 38,136</b>	<b>\$ 65,919</b>	<b>\$ 50,701</b>	<b>\$ 223,889</b>

MRF OPERATING EXPENSES

UTILITIES & FUEL	\$	3,266	\$ 2,683	\$ 4,714	\$ 3,764	\$ 5,553	\$ 2,801	\$ 4,261	\$ 21,093
EQUIPMENT MAINTENANCE & REPAIRS	\$	3,170	\$ 8,251	\$ 427	\$ 5,219	\$ 14,264	\$ 17,929	\$ 319	\$ 38,158
MATERIALS & SUPPLIES	\$	915	\$ 341	\$ 502	\$ 296	\$ 71	\$ 10,270	\$ 12,276	\$ 23,415
INSURANCE bldg (re-assessed 2020)	\$	566	\$ 566	\$ 566	\$ 566	\$ 566	\$ 566	\$ 566	\$ 2,830
<b>SUBTOTAL</b>	\$	<b>7,917</b>	<b>\$ 11,841</b>	<b>\$ 6,209</b>	<b>\$ 9,845</b>	<b>\$ 20,454</b>	<b>\$ 31,566</b>	<b>\$ 17,422</b>	<b>\$ 85,496</b>

TOTAL PERSONNEL/OPERATING EXPENSES	\$	47,186	\$ 47,837	\$ 41,015	\$ 44,172	\$ 58,590	\$ 97,485	\$ 68,123	\$ 309,385
------------------------------------	----	--------	-----------	-----------	-----------	-----------	-----------	-----------	------------

NET INCOME/(LOSS)	\$	16,448	\$ 60,436	\$ 18,686	\$ (15,089)	\$ 40,789	\$ (37,905)	\$ 15,669	\$ 22,150
-------------------	----	--------	-----------	-----------	-------------	-----------	-------------	-----------	-----------

RECYCLABLES SOLD (TONS)	\$	472	464	410	302	470	455	421	2,058
RECYCLABLE TONS - IN	\$	576	529	479	389	532	494	500	2,394

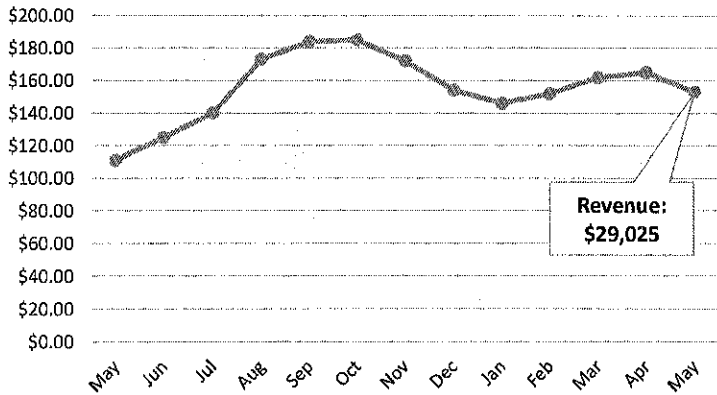
OPERATIONS COST/TON	\$	81.98	\$ 90.43	\$ 85.63	\$ 113.55	\$ 110.13	\$ 197.34	\$ 136.25	\$ 129.23
---------------------	----	-------	----------	----------	-----------	-----------	-----------	-----------	-----------

SALE OF RECYCLABLES - REVENUE PER TON	\$	145.56	\$ 240.97	\$ 155.96	\$ 109.39	\$ 227.34	\$ 142.03	\$ 208.13	\$ 173.02
---------------------------------------	----	--------	-----------	-----------	-----------	-----------	-----------	-----------	-----------

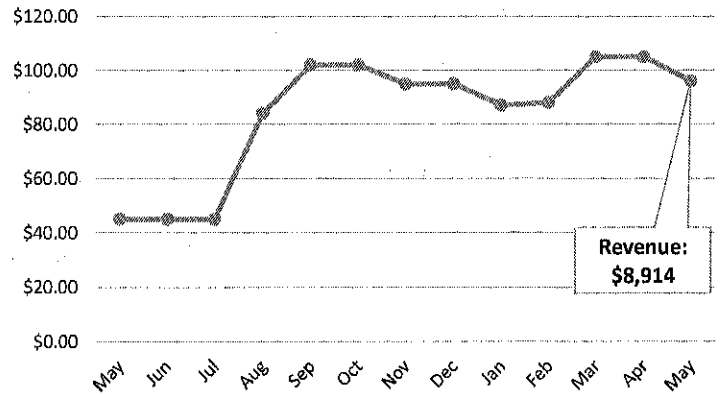
NET INCOME/(LOSS) PER TON	\$	28.58	\$ 114.25	\$ 39.01	\$ (38.79)	\$ 76.67	\$ (76.73)	\$ 31.34	\$ 9.25
---------------------------	----	-------	-----------	----------	------------	----------	------------	----------	---------

## Recycling Market Trend Report May 2022

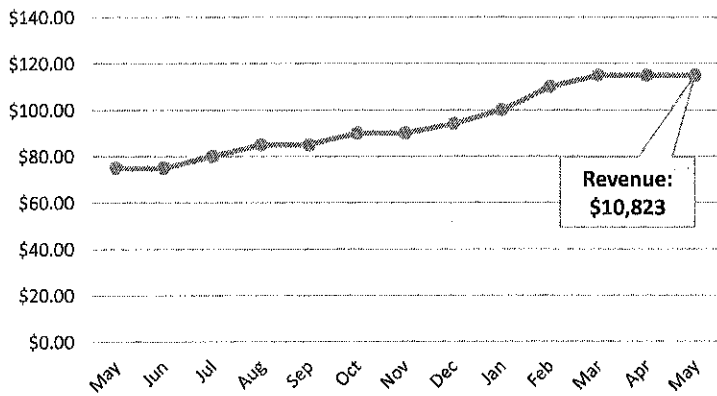
### OCC (per ton)



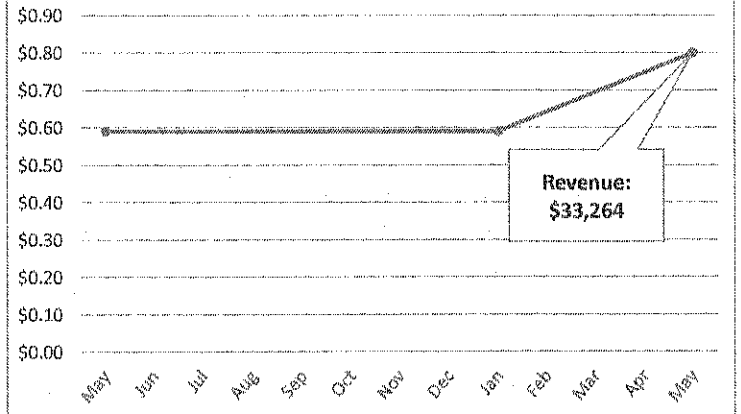
### KC Hard Mix (per ton)



### Mixed News (per ton)



### UBC (per pound)



### Tin (per gross ton)

