

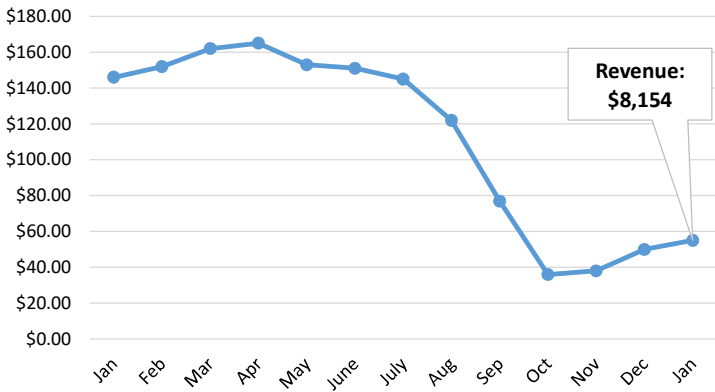
UCRRA
MRF COST CENTER ANALYSIS
2023

	MONTHLY AVERAGE 2020-2022	JANUARY 2023	TOTAL 2023
REVENUES			
RECYCLING SERVICE FEES			
TIPPING FEES	\$ -	\$ -	\$ -
SALES OF RECYCLABLES			
RESIDENTIAL MIXED NEWS	\$ 8,531	\$ 3,101	\$ 3,101
OCC	\$ 20,173	\$ 8,154	\$ 8,154
GLASS	\$ -	\$ -	\$ -
PLASTIC	\$ 16,642	\$ -	\$ -
TIN CANS	\$ 2,898	\$ -	\$ -
ALUMINUM	\$ 3,889	\$ -	\$ -
RETURNABLE DEPOSIT CONTAINERS	\$ 360	\$ -	\$ -
TOTAL SALES OF RECYCLABLES	\$ 52,493	\$ 11,255	\$ 11,255
TOTAL REVENUES	\$ 52,493	\$ 11,255	\$ 11,255
TRANSPORTATION & DISPOSAL COSTS			
MRF MSW/MRF GLASS	\$ 4,006	\$ 5,083	\$ 5,083
SSR/GLASS/OTHER DISPOSAL	\$ 1,361	\$ 6,931	\$ 6,931
HARDMIX/NEWS DISPOSAL	\$ 669	\$ -	\$ -
TOTAL TRANSPORT/DISPOSAL COSTS	\$ 6,036	\$ 12,014	\$ 12,014
NET REVENUE/(LOSS)	\$ 46,457	\$ (759)	\$ (759)
EXPENSES			
MRF PERSONNEL EXPENSES			
RECYCLING CENTER PERSONNEL	\$ 21,117	\$ 20,482	\$ 20,482
OVERTIME	\$ 4,166	\$ 2,789	\$ 2,789
BENEFITS/TAXES/PENSION	\$ 12,548	\$ 10,698	\$ 10,698
TEMPORARY WORKERS (50%)	\$ 3,456	\$ 852	\$ 852
SUBTOTAL	\$ 41,287	\$ 34,821	\$ 34,821
MRF OPERATING EXPENSES			
UTILITIES & FUEL	\$ 3,321	\$ 2,558	\$ 2,558
EQUIPMENT MAINTENANCE & REPAIRS	\$ 5,149	\$ 795	\$ 795
MATERIALS & SUPPLIES	\$ 2,298	\$ 2,514	\$ 2,514
INSURANCE bldg (re-assessed 2020)	\$ 566	\$ 566	\$ 566
SUBTOTAL	\$ 11,334	\$ 6,433	\$ 6,433
TOTAL PERSONNEL/OPERATING EXPENSES	\$ 52,621	\$ 41,254	\$ 41,254
NET INCOME/(LOSS)	\$ (6,164)	\$ (42,013)	\$ (42,013)
RECYCLABLES SOLD (TONS)	\$ 461	402	402
RECYCLABLE TONS - IN	\$ 551	500	500
OPERATIONS COST/TON	\$ 95.58	\$ 82.51	\$ 82.51
SALE OF RECYCLABLES - REVENUE PER TON	\$ 100.86	\$ (1.89)	\$ (1.89)
NET INCOME/(LOSS) PER TON	\$ (11.20)	\$ (84.03)	\$ (84.03)

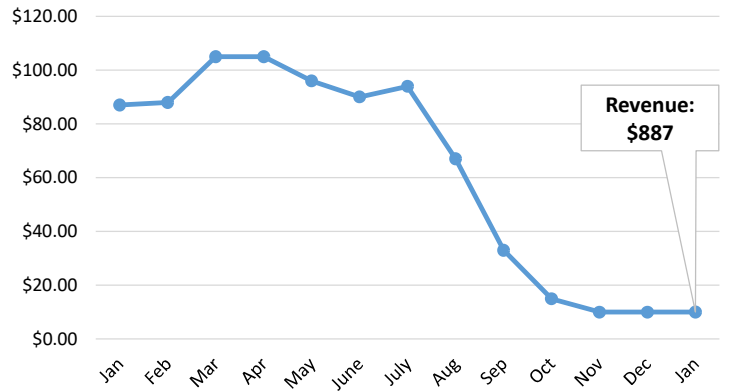
Recycling Market Trend Report

January 2023

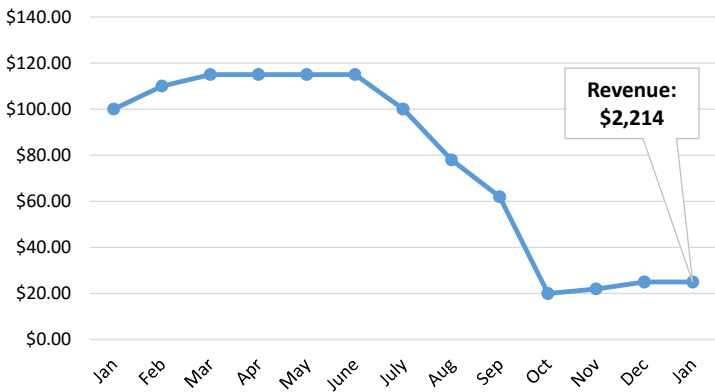
OCC (per ton)



KC Hard Mix (per ton)



Mixed News (per ton)



Glass (per ton)

