

UCRRA  
MRF COST CENTER ANALYSIS  
2023

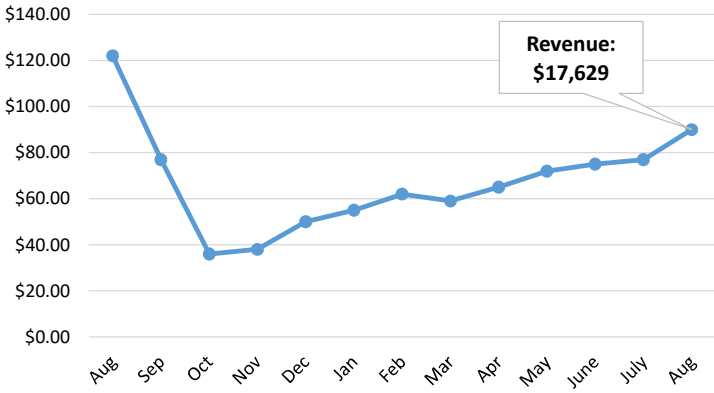
	MONTHLY AVERAGE 2020-2022	JANUARY 2023	FEBRUARY 2023	MARCH 2023	APRIL 2023	MAY 2023	JUNE 2023	JULY 2023	AUGUST 2023	TOTAL 2023
REVENUES										
RECYCLING SERVICE FEES										
TIPPING FEES	\$ -	\$ -	\$ -	\$ -	\$ -	\$ -	\$ -	\$ -	\$ -	\$ -
SALES OF RECYCLABLES										
RESIDENTIAL MIXED NEWS	\$ 8,531	\$ 3,101	\$ 2,215	\$ 2,899	\$ 2,789	\$ 2,919	\$ 4,598	\$ 2,928	\$ 5,055	\$ 26,504
OCC	\$ 20,173	\$ 8,154	\$ 8,061	\$ 6,926	\$ 8,744	\$ 11,677	\$ 13,248	\$ 9,283	\$ 17,945	\$ 84,038
GLASS	\$ -	\$ -	\$ -	\$ -	\$ -	\$ -	\$ -	\$ -	\$ -	\$ -
PLASTIC	\$ 16,642	\$ -	\$ 5,900	\$ 41,575	\$ 6,659	\$ -	\$ 4,534	\$ 16,584	\$ -	\$ 75,252
TIN CANS	\$ 2,898	\$ -	\$ -	\$ 10,144	\$ -	\$ -	\$ 4,552	\$ -	\$ 4,467	\$ 19,163
ALUMINUM	\$ 3,889	\$ -	\$ 17,371	\$ -	\$ -	\$ -	\$ 9,295	\$ -	\$ -	\$ 26,666
RETURNABLE DEPOSIT CONTAINERS	\$ 360	\$ -	\$ -	\$ -	\$ -	\$ -	\$ -	\$ -	\$ -	\$ -
TOTAL SALES OF RECYCLABLES	\$ 52,493	\$ 11,255	\$ 33,547	\$ 61,544	\$ 18,192	\$ 14,596	\$ 36,227	\$ 28,795	\$ 27,467	\$ 231,623
TOTAL REVENUES	\$ 52,493	\$ 11,255	\$ 33,547	\$ 61,544	\$ 18,192	\$ 14,596	\$ 36,227	\$ 28,795	\$ 27,467	\$ 231,623
TRANSPORTATION & DISPOSAL COSTS										
MRF MSW/MRF GLASS	\$ 4,006	\$ 5,083	\$ 3,815	\$ 5,084	\$ 3,475	\$ 3,725	\$ 5,452	\$ 4,438	\$ 5,360	\$ 36,432
SSR/GLASS/OTHER DISPOSAL	\$ 1,361	\$ 6,931	\$ 715	\$ 2,086	\$ -	\$ 4,711	\$ 2,014	\$ 6,550	\$ 950	\$ 23,957
HARDMIX/NEWS DISPOSAL	\$ 669	\$ -	\$ -	\$ -	\$ -	\$ -	\$ -	\$ -	\$ -	\$ -
TOTAL TRANSPORT/DISPOSAL COSTS	\$ 6,036	\$ 12,014	\$ 4,530	\$ 7,170	\$ 3,475	\$ 8,436	\$ 7,466	\$ 10,988	\$ 6,310	\$ 60,389
NET REVENUE/(LOSS)	\$ 46,457	\$ (759)	\$ 29,017	\$ 54,374	\$ 14,717	\$ 6,160	\$ 28,761	\$ 17,807	\$ 21,157	\$ 171,234

UCRRA  
MRF COST CENTER ANALYSIS  
2023

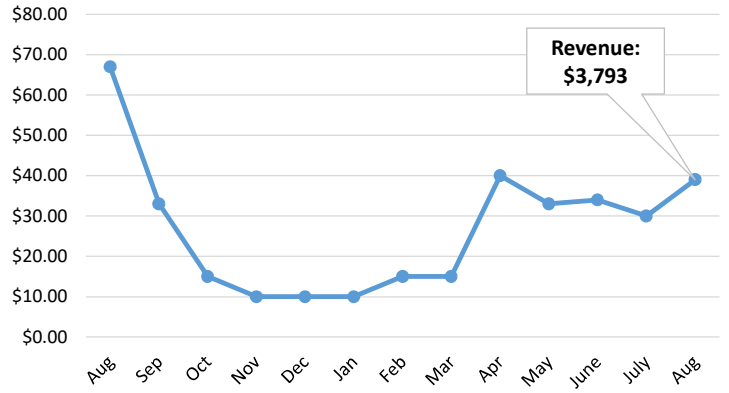
	MONTHLY AVERAGE 2020-2022	JANUARY 2023	FEBRUARY 2023	MARCH 2023	APRIL 2023	MAY 2023	JUNE 2023	JULY 2023	AUGUST 2023	TOTAL 2023
EXPENSES										
MRF PERSONNEL EXPENSES										
RECYCLING CENTER PERSONNEL	\$ 21,117	\$ 20,482	\$ 20,972	\$ 27,900	\$ 19,494	\$ 17,840	\$ 16,242	\$ 17,972	\$ 19,118	\$ 160,020
OVERTIME	\$ 4,166	\$ 2,789	\$ 2,261	\$ 1,956	\$ 2,490	\$ 1,352	\$ 2,386	\$ 2,524	\$ 1,984	\$ 17,742
BENEFITS/TAXES/PENSION	\$ 12,548	\$ 10,698	\$ 10,666	\$ 12,029	\$ 9,802	\$ 9,600	\$ 9,488	\$ 9,948	\$ 10,107	\$ 82,338
TEMPORARY WORKERS (50%)	\$ 3,456	\$ 852	\$ 656	\$ 1,222	\$ 2,596	\$ 1,497	\$ 1,870	\$ 3,948	\$ 2,495	\$ 15,136
SUBTOTAL	\$ 41,287	\$ 34,821	\$ 34,555	\$ 43,107	\$ 34,382	\$ 30,289	\$ 29,986	\$ 34,392	\$ 33,704	\$ 275,236
MRF OPERATING EXPENSES										
UTILITIES & FUEL	\$ 3,321	\$ 2,558	\$ 2,848	\$ 4,796	\$ 2,840	\$ 3,358	\$ 2,226	\$ 2,647	\$ 2,443	\$ 23,716
EQUIPMENT MAINTENANCE & REPAIRS	\$ 5,149	\$ 795	\$ 12,883	\$ 4,861	\$ 10,680	\$ 204	\$ 6,531	\$ 1,120	\$ 624	\$ 37,698
MATERIALS & SUPPLIES	\$ 2,298	\$ 2,514	\$ 1,288	\$ 46	\$ 29,041	\$ 10,748	\$ 42	\$ 37	\$ 284	\$ 44,000
INSURANCE bldg (re-assessed 2020)	\$ 566	\$ 566	\$ 566	\$ 566	\$ 566	\$ 566	\$ 566	\$ 566	\$ 566	\$ 4,528
SUBTOTAL	\$ 11,334	\$ 6,433	\$ 17,585	\$ 10,269	\$ 43,127	\$ 14,876	\$ 9,365	\$ 4,370	\$ 3,917	\$ 109,942
TOTAL PERSONNEL/OPERATING EXPENSES	\$ 52,621	\$ 41,254	\$ 52,140	\$ 53,376	\$ 77,509	\$ 45,165	\$ 39,351	\$ 38,762	\$ 37,621	\$ 385,178
NET INCOME/(LOSS)	\$ (6,164)	\$ (42,013)	\$ (23,123)	\$ 998	\$ (62,792)	\$ (39,005)	\$ (10,590)	\$ (20,955)	\$ (16,464)	\$ (213,944)
RECYCLABLES SOLD (TONS)	\$ 461	402	288	434	314	265	442	381	392	2,918
RECYCLABLE TONS - IN	\$ 551	500	347	449	397	461	457	502	480	3,593
OPERATIONS COST/TON	\$ 95.58	\$ 82.51	\$ 150.26	\$ 118.88	\$ 195.24	\$ 97.97	\$ 86.11	\$ 77.22	\$ 78.38	\$ 107.20
SALE OF RECYCLABLES - REVENUE PER TON	\$ 100.86	\$ (1.89)	\$ 100.75	\$ 125.29	\$ 46.87	\$ 23.25	\$ 65.07	\$ 46.74	\$ 53.97	\$ 58.68
NET INCOME/(LOSS) PER TON	\$ (11.20)	\$ (84.03)	\$ (66.64)	\$ 2.22	\$ (158.17)	\$ (84.61)	\$ (23.17)	\$ (41.74)	\$ (34.30)	\$ (59.54)

## Recycling Market Trend Report August 2023

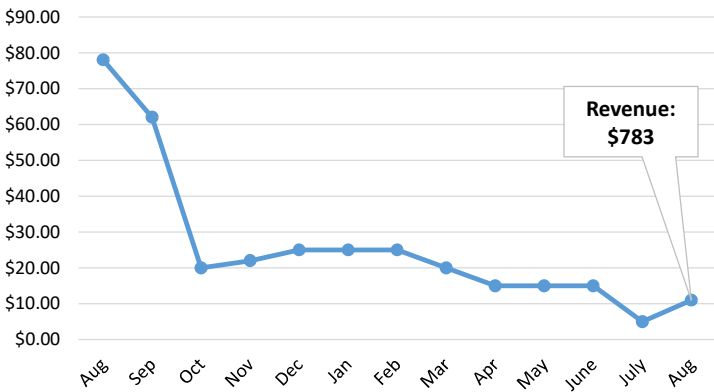
### OCC (per ton)



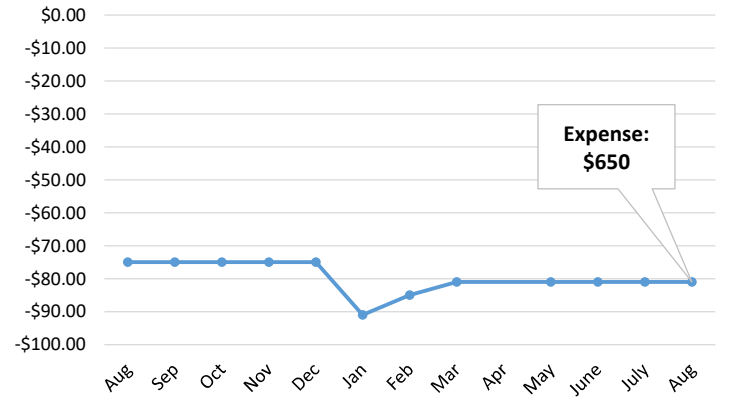
### KC Hard Mix (per ton)



### Mixed News (per ton)



### Glass (per ton)



### Tin (per gross ton)

