

UCRRA
MRF COST CENTER ANALYSIS
2023

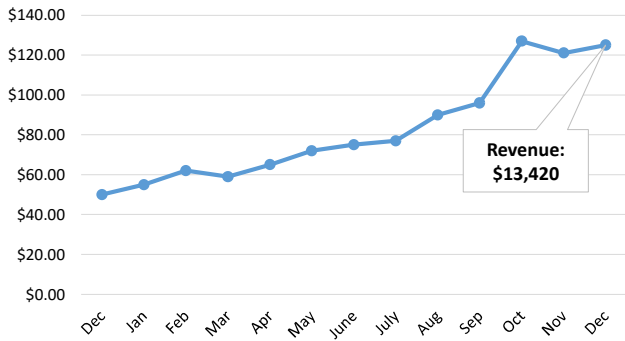
	MONTHLY AVERAGE 2020-2022	JANUARY 2023	FEBRUARY 2023	MARCH 2023	APRIL 2023	MAY 2023	JUNE 2023	JULY 2023	AUGUST 2023	SEPTEMBER 2023	OCTOBER 2023	NOVEMBER 2023	DECEMBER 2023	TOTAL 2023	TOTAL 2022	VARIANCE 2023 TO 2022
REVENUES																
RECYCLING SERVICE FEES																
TIPPING FEES	\$ -	\$ -	\$ -	\$ -	\$ -	\$ -	\$ -	\$ -	\$ -	\$ -	\$ -	\$ -	\$ -	\$ -	\$ -	\$ -
SALES OF RECYCLABLES																
RESIDENTIAL MIXED NEWS	\$ 8,531	\$ 3,101	\$ 2,215	\$ 2,899	\$ 2,789	\$ 2,919	\$ 4,598	\$ 2,928	\$ 5,055	\$ 5,631	\$ 6,099	\$ 7,465	\$ 9,564	\$ 55,263	\$ 138,750	\$ (83,487)
OCC	\$ 20,173	\$ 8,154	\$ 8,061	\$ 6,926	\$ 8,744	\$ 11,677	\$ 13,248	\$ 9,283	\$ 17,945	\$ 13,079	\$ 18,352	\$ 20,285	\$ 13,502	\$ 149,256	\$ 243,457	\$ (94,201)
GLASS	\$ -	\$ -	\$ -	\$ -	\$ -	\$ -	\$ -	\$ -	\$ -	\$ -	\$ -	\$ -	\$ -	\$ -	\$ -	\$ -
PLASTIC	\$ 16,642	\$ -	\$ 5,900	\$ 41,575	\$ 6,659	\$ -	\$ 4,534	\$ 16,584	\$ -	\$ 5,024	\$ -	\$ 9,055	\$ 19,576	\$ 108,907	\$ 174,000	\$ (65,093)
TIN CANS	\$ 2,898	\$ -	\$ -	\$ 10,144	\$ -	\$ -	\$ 4,552	\$ -	\$ 4,467	\$ 3,953	\$ -	\$ -	\$ 4,925	\$ 28,041	\$ 32,197	\$ (4,156)
ALUMINUM	\$ 3,889	\$ -	\$ 17,371	\$ -	\$ -	\$ -	\$ 9,295	\$ -	\$ -	\$ 10,182	\$ -	\$ -	\$ 9,400	\$ 46,248	\$ 89,607	\$ (43,359)
RETURNABLE DEPOSIT CONTAINERS	\$ 360	\$ -	\$ -	\$ -	\$ -	\$ -	\$ -	\$ -	\$ -	\$ -	\$ -	\$ -	\$ 1,762	\$ 1,762	\$ 3,429	\$ (1,667)
TOTAL SALES OF RECYCLABLES	\$ 52,493	\$ 11,255	\$ 33,547	\$ 61,544	\$ 18,192	\$ 14,596	\$ 36,227	\$ 28,795	\$ 27,467	\$ 37,869	\$ 24,451	\$ 36,805	\$ 58,729	\$ 389,477	\$ 681,440	\$ (291,963)
TOTAL REVENUES	\$ 52,493	\$ 11,255	\$ 33,547	\$ 61,544	\$ 18,192	\$ 14,596	\$ 36,227	\$ 28,795	\$ 27,467	\$ 37,869	\$ 24,451	\$ 36,805	\$ 58,729	\$ 389,477	\$ 681,440	\$ (291,963)
TRANSPORTATION & DISPOSAL COSTS																
MRF MSW/MRF GLASS	\$ 4,006	\$ 5,083	\$ 3,815	\$ 5,084	\$ 3,475	\$ 3,725	\$ 5,452	\$ 4,438	\$ 5,360	\$ 5,254	\$ 4,272	\$ 4,481	\$ 4,224	\$ 54,663	\$ 60,740	\$ 6,077
SSR/GLASS/OTHER DISPOSAL	\$ 1,361	\$ 6,931	\$ 715	\$ 2,086	\$ -	\$ 4,711	\$ 2,014	\$ 6,550	\$ 950	\$ 6,988	\$ 3,229	\$ 2,593	\$ 2,371	\$ 39,138	\$ 28,715	\$ (10,423)
HARDMIX/NEWS DISPOSAL	\$ 669	\$ -	\$ -	\$ -	\$ -	\$ -	\$ -	\$ -	\$ -	\$ -	\$ -	\$ -	\$ -	\$ -	\$ -	\$ -
TOTAL TRANSPORT/DISPOSAL COSTS	\$ 6,036	\$ 12,014	\$ 4,530	\$ 7,170	\$ 3,475	\$ 8,436	\$ 7,466	\$ 10,988	\$ 6,310	\$ 12,242	\$ 7,501	\$ 7,074	\$ 6,595	\$ 93,801	\$ 89,455	\$ (4,346)
NET REVENUE/(LOSS)	\$ 46,457	\$ (759)	\$ 29,017	\$ 54,374	\$ 14,717	\$ 6,160	\$ 28,761	\$ 17,807	\$ 21,157	\$ 25,627	\$ 16,950	\$ 29,731	\$ 52,134	\$ 295,676	\$ 591,985	\$ (296,309)

UCRRA
MRF COST CENTER ANALYSIS
2023

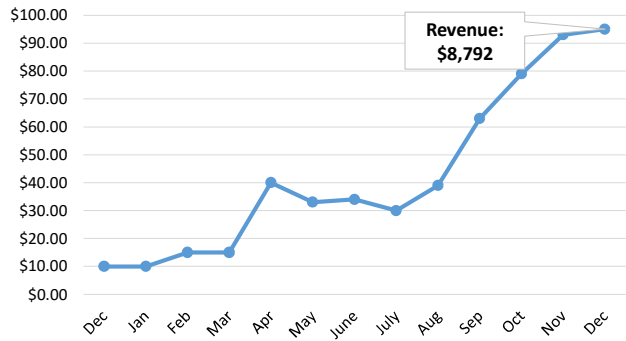
	MONTHLY AVERAGE 2020-2022	JANUARY 2023	FEBRUARY 2023	MARCH 2023	APRIL 2023	MAY 2023	JUNE 2023	JULY 2023	AUGUST 2023	SEPTEMBER 2023	OCTOBER 2023	NOVEMBER 2023	DECEMBER 2023	TOTAL 2023	TOTAL 2022	VARIANCE 2023 TO 2022
EXPENSES																
MRF PERSONNEL EXPENSES																
RECYCLING CENTER PERSONNEL	\$ 21,117	\$ 20,482	\$ 20,972	\$ 27,900	\$ 19,494	\$ 17,840	\$ 16,242	\$ 17,972	\$ 19,118	\$ 32,822	\$ 20,912	\$ 22,308	\$ 20,390	\$ 256,452	\$ 300,168	\$ 43,716
OVERTIME	\$ 4,166	\$ 2,789	\$ 2,261	\$ 1,956	\$ 2,490	\$ 1,352	\$ 2,386	\$ 2,524	\$ 1,984	\$ 5,430	\$ 4,020	\$ 2,890	\$ 2,029	\$ 32,111	\$ 56,931	\$ 24,820
BENEFITS/TAXES/PENSION	\$ 12,548	\$ 10,698	\$ 10,666	\$ 12,029	\$ 9,802	\$ 9,600	\$ 9,488	\$ 9,948	\$ 10,107	\$ 13,565	\$ 10,790	\$ 10,792	\$ 10,240	\$ 127,725	\$ 146,717	\$ 18,992
TEMPORARY WORKERS (50%)	\$ 3,456	\$ 852	\$ 656	\$ 1,222	\$ 2,596	\$ 1,497	\$ 1,870	\$ 3,948	\$ 2,495	\$ 2,635	\$ 1,878	\$ 1,736	\$ 1,342	\$ 22,727	\$ 51,804	\$ 29,077
SUBTOTAL	\$ 41,287	\$ 34,821	\$ 34,555	\$ 43,107	\$ 34,382	\$ 30,289	\$ 29,986	\$ 34,392	\$ 33,704	\$ 54,452	\$ 37,600	\$ 37,726	\$ 34,001	\$ 439,015	\$ 555,620	\$ 116,605
MRF OPERATING EXPENSES																
UTILITIES & FUEL	\$ 3,321	\$ 2,558	\$ 2,848	\$ 4,796	\$ 2,840	\$ 3,358	\$ 2,226	\$ 2,647	\$ 2,443	\$ 3,203	\$ 4,246	\$ 4,049	\$ 4,610	\$ 39,824	\$ 45,804	\$ 5,980
EQUIPMENT MAINTENANCE & REPAIRS	\$ 5,149	\$ 795	\$ 12,883	\$ 4,861	\$ 10,680	\$ 204	\$ 6,531	\$ 1,120	\$ 624	\$ 7,255	\$ 1,538	\$ 1,061	\$ 6,663	\$ 54,215	\$ 103,420	\$ 49,205
MATERIALS & SUPPLIES	\$ 2,298	\$ 2,514	\$ 1,288	\$ 46	\$ 29,041	\$ 10,748	\$ 42	\$ 37	\$ 284	\$ 56	\$ 797	\$ 34	\$ 51	\$ 44,938	\$ 52,033	\$ 7,095
INSURANCE bldg (re-assessed 2020)	\$ 566	\$ 566	\$ 566	\$ 566	\$ 566	\$ 566	\$ 566	\$ 566	\$ 566	\$ 566	\$ 566	\$ 566	\$ 566	\$ 6,792	\$ 6,792	\$ -
SUBTOTAL	\$ 11,334	\$ 6,433	\$ 17,585	\$ 10,269	\$ 43,127	\$ 14,876	\$ 9,365	\$ 4,370	\$ 3,917	\$ 11,080	\$ 7,147	\$ 5,710	\$ 11,890	\$ 145,769	\$ 208,049	\$ 62,280
TOTAL PERSONNEL/OPERATING EXPENSES	\$ 52,621	\$ 41,254	\$ 52,140	\$ 53,376	\$ 77,509	\$ 45,165	\$ 39,351	\$ 38,762	\$ 37,621	\$ 65,532	\$ 44,747	\$ 43,436	\$ 45,891	\$ 584,784	\$ 763,669	\$ 178,885
NET INCOME/(LOSS)	\$ (6,164)	\$ (42,013)	\$ (23,123)	\$ 998	\$ (62,792)	\$ (39,005)	\$ (10,590)	\$ (20,955)	\$ (16,464)	\$ (39,905)	\$ (27,797)	\$ (13,705)	\$ 6,243	\$ (289,108)	\$ (171,684)	\$ (117,424)
RECYCLABLES SOLD (TONS)	\$ 461	402	288	434	314	265	442	381	392	443	295	362	356	4,374	5,010	(636)
RECYCLABLE TONS - IN	\$ 551	500	347	449	397	461	457	502	480	438	419	468	441	5,359	5,880	(521)
OPERATIONS COST/TON	\$ 95.58	\$ 82.51	\$ 150.26	\$ 118.88	\$ 195.24	\$ 97.97	\$ 86.11	\$ 77.22	\$ 78.38	\$ 149.62	\$ 106.79	\$ 92.81	\$ 104.06	\$ 109.12	\$ 129.88	\$ 20.75
SALE OF RECYCLABLES - REVENUE PER TON	\$ 100.86	\$ (1.89)	\$ 100.75	\$ 125.29	\$ 46.87	\$ 23.25	\$ 65.07	\$ 46.74	\$ 53.97	\$ 57.85	\$ 71.94	\$ 94.51	\$ 158.31	\$ 67.60	\$ 118.16	\$ (50.56)
NET INCOME/(LOSS) PER TON	\$ (11.20)	\$ (84.03)	\$ (66.64)	\$ 2.22	\$ (158.17)	\$ (84.61)	\$ (23.17)	\$ (41.74)	\$ (34.30)	\$ (91.11)	\$ (66.34)	\$ (29.28)	\$ 14.16	\$ (53.95)	\$ (29.20)	\$ (24.75)

Recycling Market Trend Report December 2023

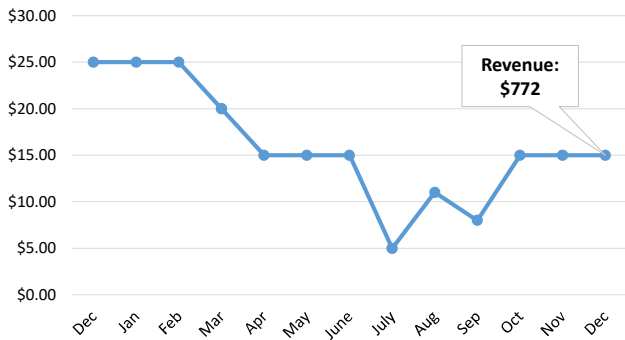
OCC (per ton)



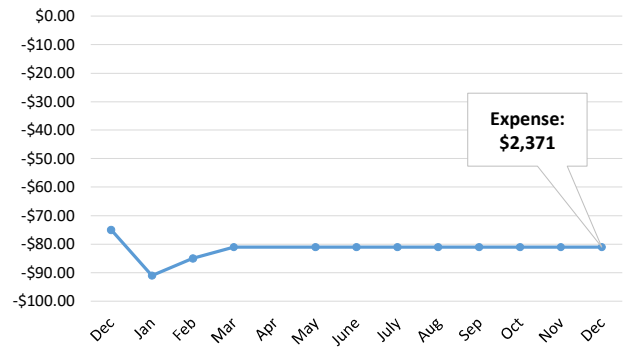
KC Hard Mix (per ton)



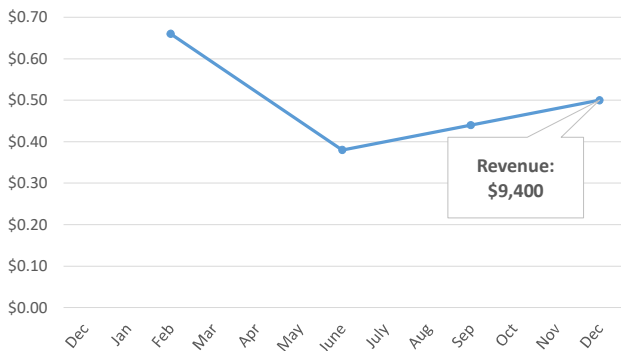
Mixed News (per ton)



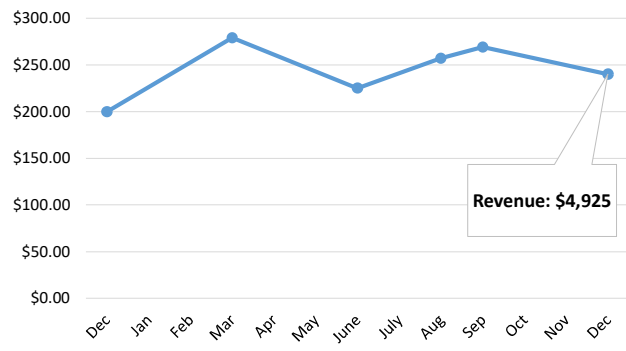
Glass (per ton)



UBC (per pound)



Tin (per ton)



Plastic - Natural (per pound)



Plastic - PET (per pound)

