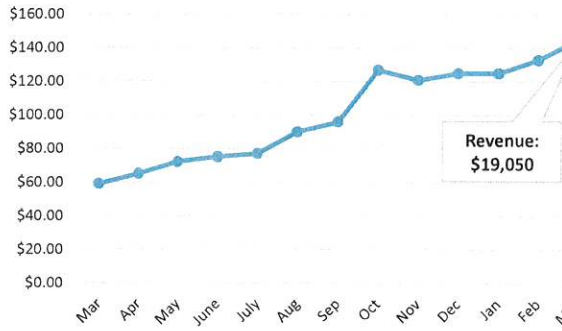


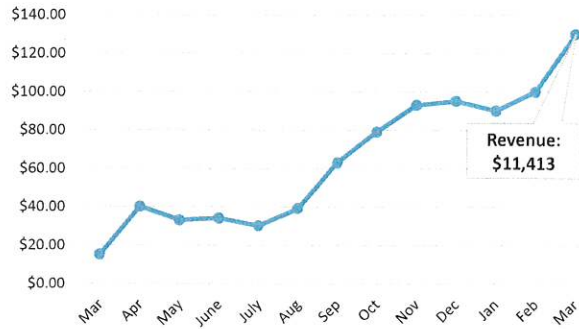
	MONTHLY AVERAGE 2021-2023	JANUARY 2024	FEBRUARY 2024	MARCH 2024	TOTAL 2024
REVENUES					
RECYCLING SERVICE FEES					
TIPPING FEES	\$ -	\$ -	\$ -	\$ -	\$ -
SALES OF RECYCLABLES					
RESIDENTIAL MIXED NEWS	\$ 11,776	\$ 9,155	\$ 9,600	\$ 12,708	\$ 31,463
OCC	\$ 22,756	\$ 19,393	\$ 22,326	\$ 19,050	\$ 60,769
GLASS	\$ -	\$ -	\$ -	\$ -	\$ -
PLASTIC	\$ 17,522	\$ 5,309	\$ -	\$ 7,973	\$ 13,282
TIN CANS	\$ 2,867	\$ 5,463	\$ -	\$ -	\$ 5,463
ALUMINUM	\$ 5,646	\$ -	\$ 6,020	\$ 4,026	\$ 10,046
RETURNABLE DEPOSIT CONTAINERS	\$ 198	\$ 776	\$ 495	\$ 998	\$ 2,269
TOTAL SALES OF RECYCLABLES	\$ 60,764	\$ 40,096	\$ 38,441	\$ 44,755	\$ 123,292
TOTAL REVENUES	\$ 60,764	\$ 40,096	\$ 38,441	\$ 44,755	\$ 123,292
TRANSPORTATION & DISPOSAL COSTS					
MRF MSW/MRF GLASS	\$ 5,069	\$ 5,135	\$ 5,373	\$ 3,800	\$ 14,308
SSR/GLASS/OTHER DISPOSAL	\$ 1,595	\$ 5,862	\$ 603	\$ 2,189	\$ 8,654
HARDMIX/NEWS DISPOSAL	\$ -	\$ -	\$ -	\$ -	\$ -
TOTAL TRANSPORT/DISPOSAL COSTS	\$ 6,664	\$ 10,997	\$ 5,976	\$ 5,989	\$ 22,962
NET REVENUE/(LOSS)	\$ 54,099	\$ 29,099	\$ 32,465	\$ 38,766	\$ 100,330
EXPENSES					
MRF PERSONNEL EXPENSES					
RECYCLING CENTER PERSONNEL	\$ 23,468	\$ 19,120	\$ 22,549	\$ 32,960	\$ 74,629
OVERTIME	\$ 4,516	\$ 1,470	\$ 3,387	\$ 3,826	\$ 8,683
BENEFITS/TAXES/PENSION	\$ 12,430	\$ 12,087	\$ 13,513	\$ 14,822	\$ 40,422
TEMPORARY WORKERS (50%)	\$ 3,543	\$ 2,629	\$ 2,050	\$ 1,892	\$ 6,571
SUBTOTAL	\$ 43,957	\$ 35,306	\$ 41,499	\$ 53,500	\$ 130,305
MRF OPERATING EXPENSES					
UTILITIES & FUEL	\$ 3,633	\$ 4,814	\$ 4,882	\$ 4,287	\$ 13,983
EQUIPMENT MAINTENANCE & REPAIRS	\$ 6,802	\$ -	\$ 4,171	\$ 30	\$ 4,201
MATERIALS & SUPPLIES	\$ 3,196	\$ 417	\$ 403	\$ 3,707	\$ 4,527
INSURANCE bldg (re-assessed 2024)	\$ 566	\$ 2,613	\$ 2,613	\$ 2,613	\$ 7,839
SUBTOTAL	\$ 14,197	\$ 7,844	\$ 12,069	\$ 10,637	\$ 30,550
TOTAL PERSONNEL/OPERATING EXPENSES	\$ 58,155	\$ 43,150	\$ 53,568	\$ 64,137	\$ 160,855
NET INCOME/(LOSS)	\$ (4,055)	\$ (14,051)	\$ (21,103)	\$ (25,371)	\$ (60,525)
RECYCLABLES SOLD (TONS)	\$ 436	454	317	374	1,145
RECYCLABLE TONS - IN	\$ 519	464	414	394	1,272
OPERATIONS COST/TON	\$ 112.15	\$ 93.00	\$ 129.39	\$ 162.78	\$ 126.46
SALE OF RECYCLABLES - REVENUE PER TON	\$ 124.17	\$ 64.09	\$ 102.41	\$ 103.65	\$ 87.62
NET INCOME/(LOSS) PER TON	\$ (7.82)	\$ (30.28)	\$ (50.97)	\$ (64.39)	\$ (47.58)

Recycling Market Trend Report March 2024

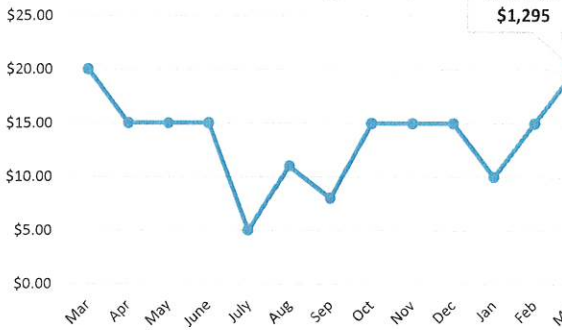
OCC (per ton)



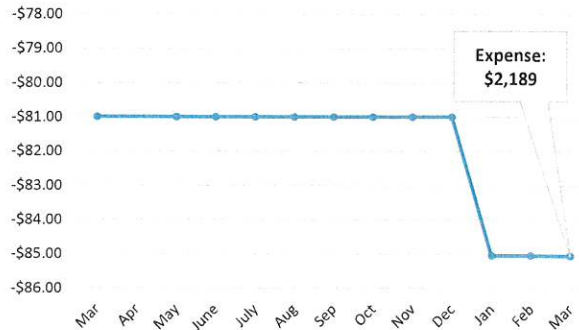
KC Hard Mix (per ton)



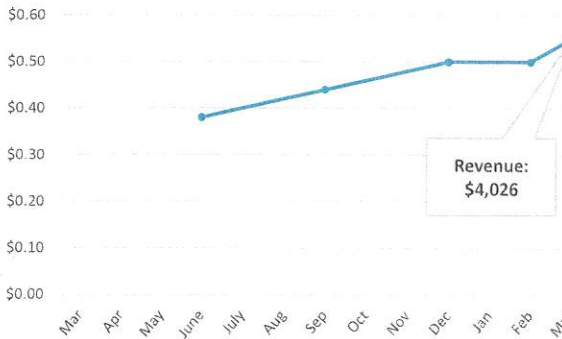
Mixed News (per ton)



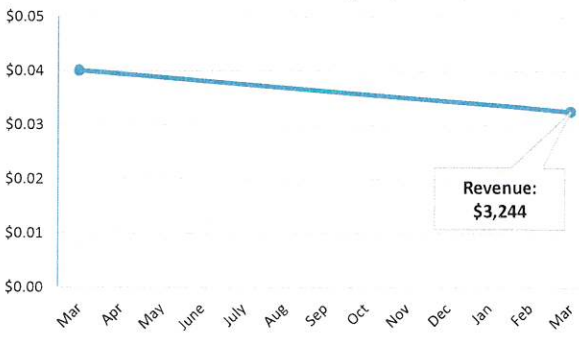
Glass (per ton)



UBC (per pound)



Plastic - Tubs & Lids (per pound)



Plastic - PET (per pound)

