

ULSTER COUNTY RESOURCE RECOVERY AGENCY

Board of Directors

Katherine Beinkafner, Chair
Tom Kacandes, Vice Chair
Charles Landi, Treasurer
James Gordon, Member
Margot Becker, Member



P.O. Box 6219, 999 Flatbush Road
Kingston, NY 12402

Email: UCRRA@UCRRA.org
Website: www.UCRRA.org
Social: @UCRRA

Administrative Staff

Timothy DeGraff, CPA, Executive Director/Controller
Charles Whittaker, Director of Operations and Compliance
Angelina Brandt, Director of Sustainability
Tanesia White, Recycling Educator
Melinda France, Office Manager
Amy Lopiano, Chief Accounting Clerk

Legal Staff

Kenneth Gilligan, Esq.

Phone: (845) 336-0600
Fax: (845) 336-4129

January 1st 2023

Attn: Facilities Manager

This letter requires your immediate attention and response.

Please complete the enclosed report form for **January 1st 2022 – December 31st 2022** and return it to the Ulster County Resource Recovery Agency via mail, fax, or e-mail as soon as possible and **no later than Tuesday, February 28th 2023.**

The Ulster County Resource Recovery Agency (UCRRA) is gathering waste characterization data to compile the **Ulster County Annual Waste & Recycling Report** in accordance with our Local Solid Waste Management Plan. Your cooperation to report accurate information in a timely manner is essential for determining recycling and waste diversion rates on behalf of the County of Ulster, and to maintain records of mandatory recycling practices. The requested information is required under the Ulster County Mandatory Source Separation and Recycling Law, Sections 8-18. These reporting requirements may also be applicable under the Ulster County Food Waste Prevention and Recovery Act. Therefore, failure to respond to this request is considered an unlawful act.

We ask for your cooperation in this process, as it is an essential function of materials management in the communities we serve. Should you need assistance completing this form, I am ready to answer any questions you may have. Please do not hesitate to contact me at (845) 336-0600 or apeo@ucrra.org. **Your timely response is greatly appreciated.**

Sincerely,

Angelina Brandt
Director of Sustainability
Ulster County Resource Recovery Agency

**The enclosed Report Form has been updated.
DO NOT use a copied form from a previous year.**

CC: Greg Ollivier, Executive Director

UCRRA Annual Waste & Recycling Report FAQ's

What is the UCRRA Annual Recycling and MSW Report?

For more information, please visit www.ucrra.org/waste-recycling/annual-recycling-report/

Who is required to complete this form?

Failure to comply, complete, and respond to this request for information is considered an unlawful act.

If you manage a commercial business, corporation, educational institution, not-for-profit organization, etc. or any other legal entity including a municipality in Ulster County, you are required to recycle and must complete these reports per the Ulster County Mandatory Source Separation and Recycling Law. Additionally, certain facilities identified as large food scrap generators are required to maximize the reduction of wasted food by separating edible food for donation, and recycling all remaining food scraps via organics recycling services, or via livestock feeding operations. These reporting requirements apply pursuant to the Ulster County Mandatory Food Waste Prevention and Recovery Act.

Do I need to complete a separate form for each business location in Ulster County?

Yes. Each facility should be reported separately to confirm recycling services are established at each individual location.

How do I complete this form?

1. **Complete the Contact Information section** – the person who receives all communications about the report and completes the form should be the person listed in this section.
2. **If the facility is located in Ulster County, complete the Recycling Education questionnaire section. Incomplete forms will not be accepted.**
3. **Complete the MSW and Recycling Form section.**
 - ✓ For each material that was generated at the facility, report the total amount in TONS.
 - TIP: Contact the disposal/recycling company for this information. Accurate reporting is essential; please estimate to the best of your ability using the calculations provided under each item, or contact UCRRA for assistance.
 - ✓ Where applicable, leave the form BLANK if an item/material was NOT generated or separated from the general trash.
 - ✓ For each material reported, include the name and address of the company that serviced your facility with disposal of that item.
 - TIP: If material was picked up by a waste/recycling hauler, simply list the name and address of that company. If the material was delivered to a recycler list the name and address of that company. If your facility hauled the material directly to a UCRRA facility, simple put a check mark in this space.
 - ✓ A blank space for a brief description is provided next to each item. Add comments only if necessary for clarification.
4. **Return all forms to:**
Angelina Brandt, Director of Sustainability
apeo@ucrra.org (fax) 845-336-4129 P.O. Box 6219, 999 Flatbush Road Kingston NY 12401



ULSTER COUNTY RESOURCE RECOVERY AGENCY
2022 ANNUAL WASTE & RECYCLING REPORT
January 1, 2022 through December 31, 2022 For
Material Collected in Ulster County ONLY *

Section 1: Contact Information

Company Name		
Contact Person		Title
Telephone	Fax	E-mail
Mailing Address		Location Address
City, State, Zip		City, State, Zip

Section 2: Recycling Education Questionnaire

REQUIRED IF LOCATED IN ULSTER COUNTY** INCOMPLETE FORMS WILL NOT BE ACCEPTED

1	How do your customers, employees, patients, students, etc. know what can be recycled at your facility? <u>Please provide a detailed explanation</u> of any practices that promote awareness of recycling. <i>Examples: posters, fliers, bin stickers, announcements, memos, events, etc.</i>	
2	Has your facility implemented any waste reduction strategies? Please provide detailed examples of any waste reduction practices that may not be otherwise classified in this report.	
3	UCRRA provide guidebooks, posters, bin stickers, and other resources to Ulster County businesses, schools, and facilities. Would you like a sample kit mailed to the address listed on this form? <input type="checkbox"/> Yes <input type="checkbox"/> No	

Section 3: Municipal Solid Waste & Recycling Form

PLEASE READ INSTRUCTIONS CAREFULLY

INSTRUCTIONS			
<ul style="list-style-type: none"> ✓ If an item in the list below is not applicable to your facility, simply leave that space blank. ✓ Provide a brief description of an item, only if necessary for clarification. ✓ For each item you report, list the company and address of the hauler/vendor. ✓ To complete this form for multiple facility locations, submit one report for each individual location. ✓ Only report materials that were generated in Ulster County. ✓ All data must be reported in TONS. Conversion factors are provided. Contact UCRRA for assistance. 			
ITEM	DESCRIPTION	TOTAL TONS	HAULER/VENDOR/DISPOSAL FACILITY
WASTE DISPOSAL			
1. Garbage (Municipal Solid Waste, MSW)			Company: Address:
1 cubic yard MSW (loose) = 0.15 tons 1 cubic yard MSW (compacted) = 0.33 tons			
2. Construction & Demolition Debris (C&D) Disposal			Company: Address:
If recycled, skip to #40-42			
1 cubic yard BULK C&D = 0.24 tons or refer to volume-to-weight conversion sheet			
3. BIOSOLIDS			Company: Address:
1 cubic yard Sewage Sludge (dry) = 0.47 tons 1 cubic yard Sewage Sludge (wet) = 0.61 tons			
REGULATED RECYCLABLE MATERIALS			
4. Single Stream Recyclables (paper, plastic, cardboard, glass, and metal)			Company: Address:
1 cubic yard SSR = 0.13 tons			
5. Mixed Paper (all grades)			Company: Address:
1 cubic yard mixed paper = 0.16 tons			
6. Corrugated Cardboard			Company: Address:
1 cubic yard OCC = 0.05 tons			

ITEM	DESCRIPTION	TONS	HAULER/VENDOR/DISPOSAL FACILITY
7. Container Glass (all colors)			Company: Address:
1 cubic yard semi-crushed glass containers = 0.70 tons			
8. Dual Stream Recyclables (plastic, glass, and metal)			Company: Address:
1 cubic yard DSR = 0.034 tons			
9. Beverage Containers (5 cent deposits) (Specify types)			Company: Address:
1 unit (plastic) = 0.022 LBS 1 unit (glass) = 0.49 LBS 1 unit (aluminum) = 0.33 LBS			
MISCELLANEOUS RECYCLABLES			
10. Film Plastics (plastic bags)			Company: Address:
1 cubic yard film plastics = 0.018 tons			
11. Electronics (all types)			Company: Address:
Refer to volume-to-weight conversion sheet			
12. Clothing, Shoes, & Textiles			Company: Address:
1 cubic yard mixed textiles = 0.088 tons			
13. Tires			Company: Address:
1 small passenger car tire = 0.02 tons 1 medium truck tire = 0.03 tons			
14. Furniture, Misc. Bulk items for *REUSE*			Company: Address:
Estimate or Refer to volume-to-weight conversion sheet			
15. Wood Pallets for *REUSE*			
1 pallet = 0.013 tons			
HAZARDOUS WASTES			

ITEM	DESCRIPTION	TONS	HAULER/VENDOR/DISPOSAL FACILITY
16. Fluorescent Lighting			Company: Address:
1 Fluorescent Tube (≤4 foot) 0.63 LBS (10 ounces) 1 Fluorescent Tube (≥4 foot) 1.3 LBS			
17. Batteries (specify type)			Company: Address:
1 passenger car Lead-Acid Battery = 0.02 tons 1 cubic yard household batteries = 1.08 tons			
18. Antifreeze			Company: Address:
1 gallon antifreeze = 0.004 tons			
19. Motor Oil			Company: Address:
1 gallon used motor oil = 0.004 tons			
20. Oil Filters			Company: Address:
1 unit = 0.6-1 LBS			
21. Waste Fuels (specify type)			Company: Address:
1 gallon = 0.004 tons 1 55-gallon drum = 0.138 tons			
22. Propane Tanks			Company: Address:
1 unit (empty) = 0.009 tons			
23. Bulk Industrial Liquids (specify type)			Company: Address:
Refer to volume-to-weight conversion sheet			
24. Pharmaceutical Waste (medications)			Company: Address:
Unknown reference interval – Refer to disposal invoices			
25. Medical SHARPS (syringes, needles, etc.)			Company: Address:
1 cubic yard SHARPS = 0.15 tons			

ITEM	DESCRIPTION	TONS	HAULER/VENDOR/DISPOSAL FACILITY
26. Contaminated Soil			Company: Address:
1 cubic yard soil = 1 ton			
SCRAP METAL RECYCLING			
27. Bulk metal (residential)	See Also: #30 FREON		Company: Address:
1 cubic yard = 0.11 tons or refer to volume-to-weight reference sheet			
28. Ferrous metal			Company: Address:
1 cubic yard = 0.11 tons			
29. Nonferrous metal			Company: Address:
1 cubic yard = 0.11 tons			
30. Freon appliances (air conditioners, refrigerators, dehumidifiers, etc.)			Company: Address:
1 unit Refrigerator = 0.13 tons 1 unit AC = 0.03 tons			
ORGANICS RECYCLING			
31. Food Scraps (diverted for composting or anaerobic digestion)			Company: Address:
1 cubic yard commercial food scraps = 0.54 tons or 55 gallon drum = 0.21 tons			
32. Food Scraps (diverted for farm livestock feeding)			
1 cubic yard commercial food scraps = 0.54 tons or 55 gallon drum = 0.21 tons			
33. Food Donations			Company: Address:
1 meal = 1.2 LBS			
34. Fats, Oils, Grease			Company: Address:

55 gallon drum = 0.21 tons			
ITEM	DESCRIPTION	TONS	HAULER/VENDOR/FACILITY
35. Yard Wastes (Brush, Branches, Trees, Stumps)			Company: Address:
1 cubic yard bulk yard waste = 0.13- 0.32 tons or 1 cubic yard woodchips = 0.24			
36. Wood Pallets (for composting)			Company: Address:
1 pallet = 0.013 tons			
37. Leaves/Grass			Company: Address:
1 cubic yard leaves/grass = 0.125 - 0.25 tons			
38. Animal Manure			Company: Address:
1 cubic yard manure = 0.33-0.75 tons			
39. For compost sites: tons/cy compost produced (specify)			
C&D RECYCLING			
40. Brick, Concrete, Masonry Materials (specify type)			Company: Address:
41. Plaster, drywall, non-asbestos insulation, etc.			Company: Address:
42. Clean Soil & Rock (Uncontaminated)			Company: Address:
OTHER WASTES NOT CLASSIFIED ABOVE			
43. Other (please specify)			Company: Address:
44. Other (please specify)			Company: Address:
45. Other (please specify)			Company: Address:

NOTE: You may include attachments or additional reports if necessary.

ULSTER COUNTY ANNUAL SOLID WASTE AND RECYCLING REPORT SURVEY RESULTS

EXECUTIVE SUMMARY


2022



THE RECYCLING
PARTNERSHIP

TABLE OF CONTENTS

Introduction.....	3
1. Executive Summary	4
2. Methodology	6
3. Response Rate	8
4. Assumptions	9
5. Waste Characterization data.....	10
6. Graphics summary.....	13
7. Data sources	16



INTRODUCTION

The Ulster County Resource Recovery Agency (UCRRA) is the solid waste planning unit for the County of Ulster and is responsible for maintaining and updating a Local Solid Waste Management Plan (LSWMP). The LSWMP includes requirements for collecting waste characterization data for reporting and evaluative purposes.

The UCRRA administers an **Annual Waste and Recycling Report Survey** to collect any available metrics from large waste generators who may accept solid waste or recyclables generated within the planning unit. These efforts inform the Agency Board of Directors and staff, and other interested stakeholders, in developing a more comprehensive understanding of the management of various wastes, including regulated recyclables defined by the Mandatory Source Separation and Recycling Law. The data collected can be used for evaluative purposes to estimate total waste generation, diversion rates, and recycling rates.

The hundreds of commercial generators surveyed represent various business sectors including but not limited to: grocery stores, retail outlets, scrap metal recovery facilities, waste and recycling haulers, municipal recycling drop off centers, educational institutions, healthcare facilities, and other specialized large waste generators.

The information presented in this document demonstrates both scale weight data (if available per UCRRA) and survey responses. The accuracy of these survey responses are self-reported and unverified in most cases. It should be noted that the contact list for this report and the total number of surveys collected may vary significantly from year to year. The methods used by respondents for measuring or estimating total weights and volumes, and other limitations, may contribute to inaccuracy or incompleteness of this dataset. **Therefore, the Agency acknowledges that this report should not be used or represented without acknowledging these limitations with great consideration, and that the information presented should not be used out of context in any part of subpart of this report.**

The Annual Waste & Recycling Report Survey, and the resulting data analysis, and all other related documents including this Executive Summary have been prepared by:

Angelina J. Brandt, UCRRA Director of Sustainability

1. EXECUTIVE SUMMARY

*All results presented in this document refer to reporting year
January 1st – December 31st 2022.*

33% Overall
Landfill
Diversion Rate

21%
Recycling
Rate

18%
Composting
Rate

Based on survey results, the total waste stream generated in Ulster County is estimated to be **263,027 tons**, including municipal solid waste (MSW), construction and demolition debris (C&D), biosolids, regulated recyclable materials, organics, scrap metal, electronics, hazardous wastes, and various other waste subcategories. Of the **263,027 tons** of all wastes, 86,446 tons was diverted from landfill disposal through various recycling and composting efforts. **Based on these survey results, it can be inferred that Ulster County had a 33% Diversion Rate in 2022. Note: This includes residential and commercial waste generators combined.**

UCRRA managed approximately **118,357 tons** of municipal solid waste (MSW). Additionally, commercial and residential programs recovered **30,828 tons** of regulated recyclable materials (plastic bottles, jars, jugs, tubs, metal cans, paper, cardboard, glass and other beverage containers). Of the 30,828 tons of recyclables, **9,710 tons** were reported as single stream, or unsorted recyclables. The remaining recyclables were collected using various levels of source separation. Of the **30,828 tons** of recyclables, approximately **12,623 tons** was source separated corrugated cardboard, making up the largest material component of this category by weight. Source-separated mixed paper (all grades) was the third largest component of this recycling stream measured, at **2,769 tons**. **Based on these survey results, it can be inferred that Ulster County had an estimated 21% Recycling Rate in 2022. Note: This includes residential and commercial generators combined. The recycling rate equals the quotient of all regulated recyclable materials measured, and the sum of all municipal solid waste plus all regulated recyclable materials measured.**

In addition to regulated recycling, **26,588 tons** of organic materials were sustainably managed by composting, animal feeding operations, oil/fats rendering, anaerobic digestion, or through food donation initiatives. Of the **26,588 tons** of organic materials documented, **8,486 tons** were

2022 Ulster County Annual Waste & Recycling Report Survey Results

Executive Summary

characterized as yard wastes (brush, tree trunks, etc.), making up the largest component of this category by weight. Food scraps represented the next largest category, at **6,135 tons**, though a small fraction of this material was generated out-of county. Also of note within this category, UCRRA diverted **3,002 tons** of biosolids to a composting operation, representing the third largest component of all organics recycling measured. **Based on these survey results, it can be inferred that Ulster County had a 18% Composting Rate in 2022. Note: This does not include residential participation in backyard composting which is not measured by this survey. The composting rate is calculated as the quotient of all organics recycling measured, and the sum of all municipal solid waste plus all organics recycling measured.**

When recycling and composting are combined, which is very common and which can be useful in solid waste analytics, this results in a **33% total recycling and composting rate**. Note: The total recycling and composting rate is calculated as the quotient of the sum of all regulated recycling and organics recycling measured, with the sum of all municipal solid waste plus all regulated recycling and organics recycling measured.

Of the 263,027 tons of total waste that were documented, the Ulster County Resource Recovery Agency managed 168,835 tons of materials, or 64% of the total waste stream recorded, including; 100% of all MSW, 57% of C&D, 19% of regulated recyclable materials and 40% of organics captured in this report.



2. METHODOLOGY

Approximately two hundred and sixty seven (**267**) contacts received requests to complete the 2022 Annual Waste & Recycling Report. It should be noted that many of the single points of contact represented multiple facilities (example: School Districts, Grocery Store Chains, etc.). The contacts surveyed represent various sectors including but not limited to: grocery stores, retail outlets, scrap metal recovery facilities, waste and recycling haulers, municipal recycling drop off centers, educational institutions, healthcare facilities, and other large waste generators. The contact list for this report may vary significantly from year to year and is updated annually; new contacts may be added or re-categorized as determined necessary.

A standard memo with detailed instructions was sent to all recipients. The memo also included volume to weight conversion factors for every single waste material type listed, which standardizes the methods for estimating weights when exact tonnages are unknown. It should be noted that the weights reported are largely unverified, self-reported tonnages.

Email notices were sent and tracked electronically via a Google Mail Merge system beginning January 3rd 2023. Where applicable, notices were also sent via fax or through direct mailings to physical addresses if email addresses were not available. Extensive efforts were made to collect completed forms, and to carefully review reports for completeness.

Additional email notices were sent electronically during the week of February 6th 2023. A third set of reminder emails via Google Mail Merge was circulated to contacts that hadn't responded by February 24th, followed by a fourth set of reminder emails on March 6th followed by direct phone calls from Agency staff. A final compliance letter was sent via direct mailings in the weeks following the deadline in Spring 2023, yielding additional responses. Despite all of these efforts, the Agency recognizes the data presented is incomplete and limited by response rate.

As reports were received, the Director of Sustainability tracked responses in a master contact list, then processed responses into an Excel database, which is organized by generator type subcategories (Retail, Education, Hospital, etc.). For each entry in the database, the generator name and location was recorded, along with the types of material(s) reported, the tonnage of each material reported, and the final disposal/recycling destination for each material reported.

2022 Ulster County Annual Waste & Recycling Report Survey Results

Executive Summary

The list of material types is standardized on all spreadsheet tabs, which is helpful for the final calculations.

A totals column sums all entries within each material type category, representing the total waste generation within that generator type (example: total tons cardboard from all Retail Stores). Then, an adjusted total is calculated to eliminate any errors and double-counting tonnages from other generator types. This is necessary because the weights reported by the end-recycler should always supersede any other entries that referenced a particular destination (example: total tonnage reported by the hauler is preferred over adding up the sum of all tonnages reported by all their customers). The data submitted by the end-recycler is typically a much more reliable number. For the database management, any entries that would be included towards the adjusted total were left as black text in the database, while entries that would be backed out (subtracted) from the total calculations were marked as red text so they could be easily identified and subtracted. Simple Excel functions were used to calculate totals within each generator type. Then, totals were transferred to an Executive Summary, which represented all of the corrected totals from the entire workbook. It should be noted that these summaries by sector do not necessarily represent total waste generation by sector, because of the way the spreadsheets are manipulated.

For the purpose of this report:

Waste Generation = Total sum of all waste streams reported

Diversion rate =

$$\frac{\text{Total sum of waste that was recovered for the purpose of reuse or recycling}}{\text{Total Waste Generation}}$$

Recycling rate =

$$\frac{\text{Sum of all regulated recyclable materials reported}}{\text{Total Municipal Solid Waste stream} + \text{regulated recyclable materials reported}}$$

Recycling & Composting rate =

$$\frac{\text{Sum of all regulated recyclable materials and organics reported}}{\text{Total Municipal Solid Waste stream} + \text{regulated recyclable materials} + \text{organic materials reported}}$$

3. RESPONSE RATE

The response rates for each generator type should be considered when interpreting the survey results presented in this document. As of **May 30 2023**, the status of Response Rate by Generator Type is summarized below:

Municipal Recycling Drop Off Centers	100%
Municipal Buildings	100%
Automotive	100%
Hospitals/Healthcare	100%
Haulers	86%
Retail	83%
Educational Institutions	82%
Sporting	82%
Food-Related Businesses	77%
Industrial/Manufacturing	71%
Hotel/Hospitality	69%
Miscellaneous Recycling-Related Businesses	69%
Energy/Fuel	54%
Agricultural	36%
Beverage Industry	67%

4. ASSUMPTIONS

The Agency emphasizes the following assumptions about these survey results:

1. The survey responses represent the waste characterization of the facilities being surveyed, to the best of the ability of the persons completing the reports.
2. The information presented in this document demonstrates both scale weight data (if available per UCRRA) and voluntary survey responses. There are notable limitations to the accuracy of this data including the total number of facilities surveyed, which varies from year to year; the response rate for each generator type category; methods used by respondents for measuring or estimating total weights and volumes; and other limitations that may contribute to inaccuracy or incompleteness of this dataset.
3. Volume to weight conversion factors were provided in a memo, were consistently utilized to the greatest extent, and the conversion factors are believed to be accurate based on available data.
4. Low response rates lead to data gaps that should be in considered when interpreting these survey results.
5. This report cannot represent additional waste generators that the Agency has not yet identified or successfully surveyed.
6. The Agency surveyed businesses located outside of Ulster County in cases where recyclables were transported outside of Ulster County. The data represents service areas in Ulster County only, though in some cases may include out of county waste data as a fraction of the number reported.

Therefore, the Agency acknowledges that this report should not be used or represented without acknowledging these limitations with great consideration, and that the information presented should not be used out of context in any part of subpart of this report.

5. WASTE CHARACTERIZATION DATA

MATERIAL	TOTALS	TOTALS	CATEGORY
1. MSW	118,357.41	176,580.90	DISPOSAL
2. C&D DEBRIS	58,013.76		
3. BIOSOLIDS	209.73		
4. Single Stream Recyclables	9,710.47	30,828.46	RESIDENTIAL & COMMERCIAL RECYCLING
5. Mixed Paper (all grades)	2,769.57		
6. Corrugated Cardboard	12,622.61		
7. Container glass (all colors)	2,191.18		
8. Dual Stream Recyclables (comingled plastic, glass, metal)	1,338.79		
9. Beverage Containers (5 cent deposit)	2,195.84		
10. Film Plastics	186.16	186.16	FILM PLASTIC RECYCLING
11. Electronics (all types)	395.55	395.55	ELECTRONICS RECYCLING
12. Clothing, Shoes, & Textiles	380.04	380.04	TEXTILE RECYCLING
13. Tires	1520.254	1520.254	TIRE RECYCLING
14. Furniture, Misc. Bulk items (REUSE)	61.45	1,321.61	MISC. REUSE & DONATION
15. Wood Pallets (REUSE)	1254.662		
16. Fluorescent Lighting	10.20016	755.58	MISC. HAZARDOUS WASTES
17. Batteries (specify type)	200.822		
18. Antifreeze	14.613		
19. Motor Oil	230.7738		

2022 Ulster County Annual Waste & Recycling Report Survey Results

Executive Summary

20. Oil Filters	3.5		
21. Waste Fuels	52.652		
22. Propane Tanks	8.198		
23. Bulk Liquids (specify type)	26.1		
24. Pharmaceutical Waste (medications)	0.7		
25. Medical SHARPS (syringes, needles, etc.)	96.9075		
26. Contaminated Soil	17.5		
<i>PAINTCARE</i>	40.925		
<i>UCRRA HHW PROGRAM</i>	17.968		
27. Bulk metal (residential)	5450.35	14,381.76	SCRAP METAL RECYCLING
28. Ferrous metal	8096.78		
29. Nonferrous metal	729.92		
30. Freon appliances (air conditioners, refrigerators, etc.)	104.71		
31. Food Scraps (COMPOSTING)	6134.536	26,577.25	ORGANICS RECYCLING
32. Food Scraps (ANIMAL FEED)	1030.131		
33. Food Donations	2591.869		
34. Fats, Oils, Grease	2571.12		
35. Yard Wastes (Brush, Branches, Trees, Stumps)	8485.68		
36. Wood Pallets (for composting)	430.42		
37. Leaves/Grass	1131.13		
38. Animal Manure	1200		
<i>UCRRA BIOSOLIDS COMPOSTING</i>	3002.36		

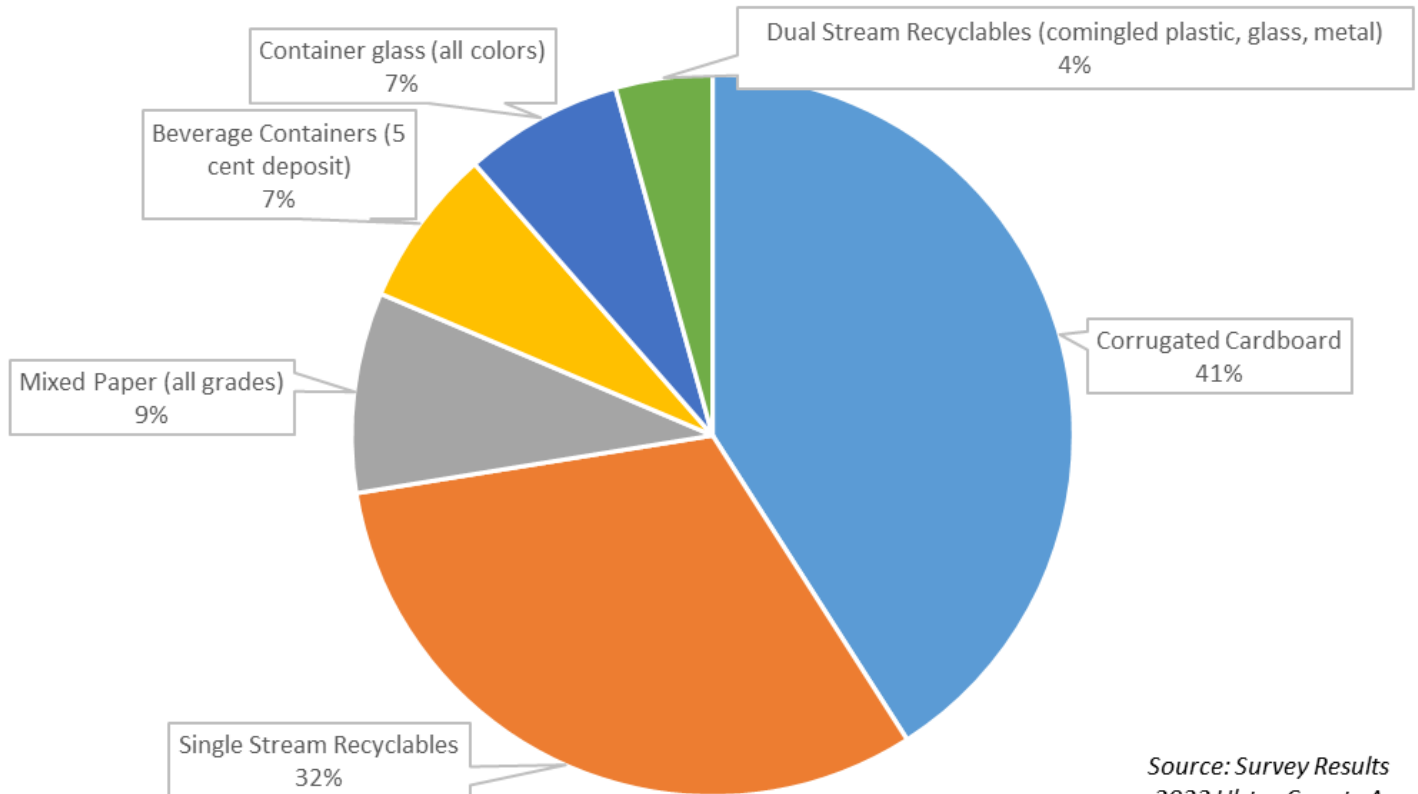
2022 Ulster County Annual Waste & Recycling Report Survey Results

Executive Summary

40. Brick, Concrete, Masonry Materials (specify type)	9971.63	10,099.53	C & D RECYCLING & RECOVERY
41. Plaster, drywall, non-asbestos insulation, etc.	0		
42. Clean Uncontaminated Soil & Rock	127.9		

6. GRAPHICS SUMMARY

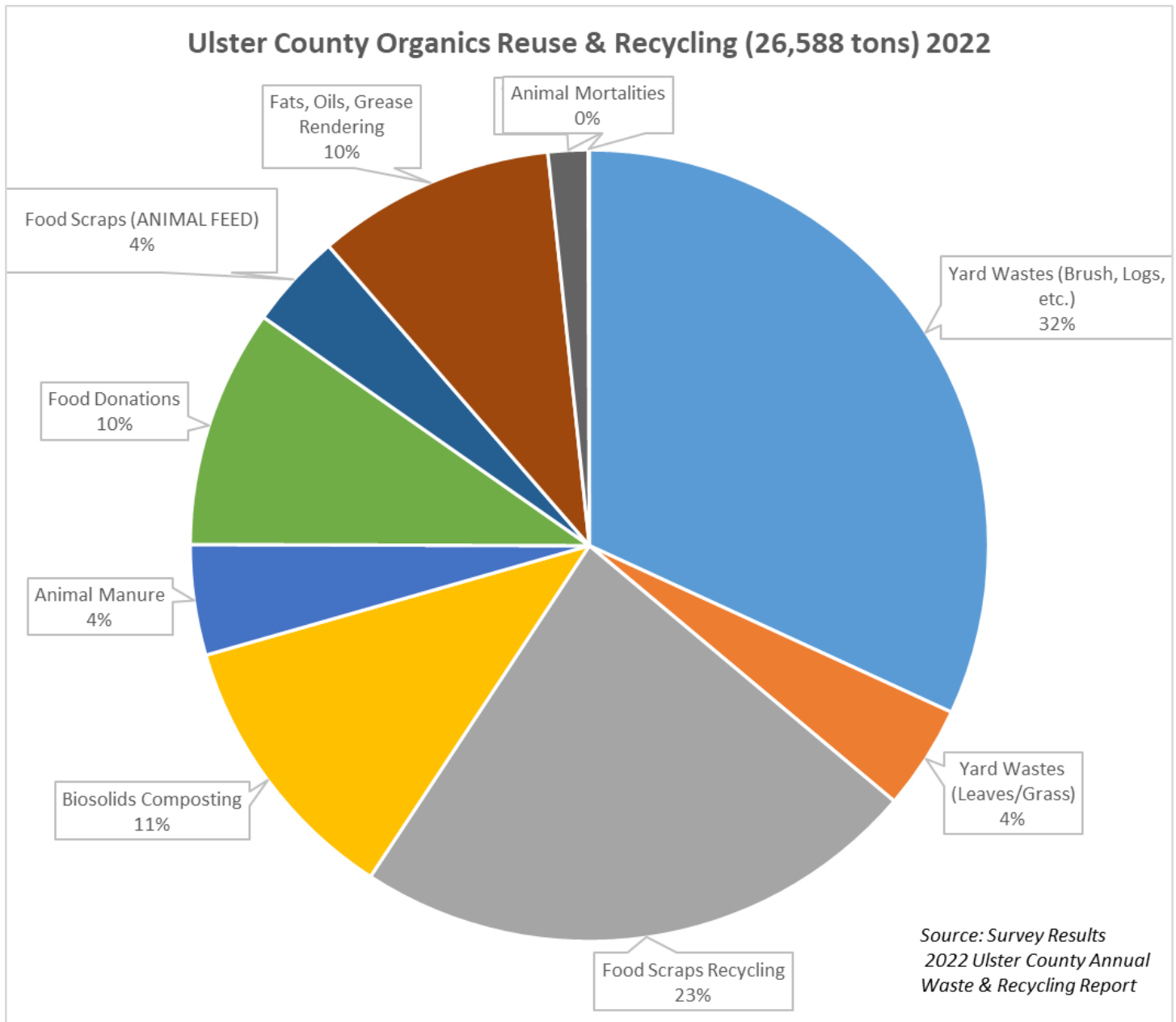
Ulster County Regulated Recyclable Materials (30,828 tons) 2022



Source: Survey Results
2022 Ulster County Annual
Waste & Recycling Report

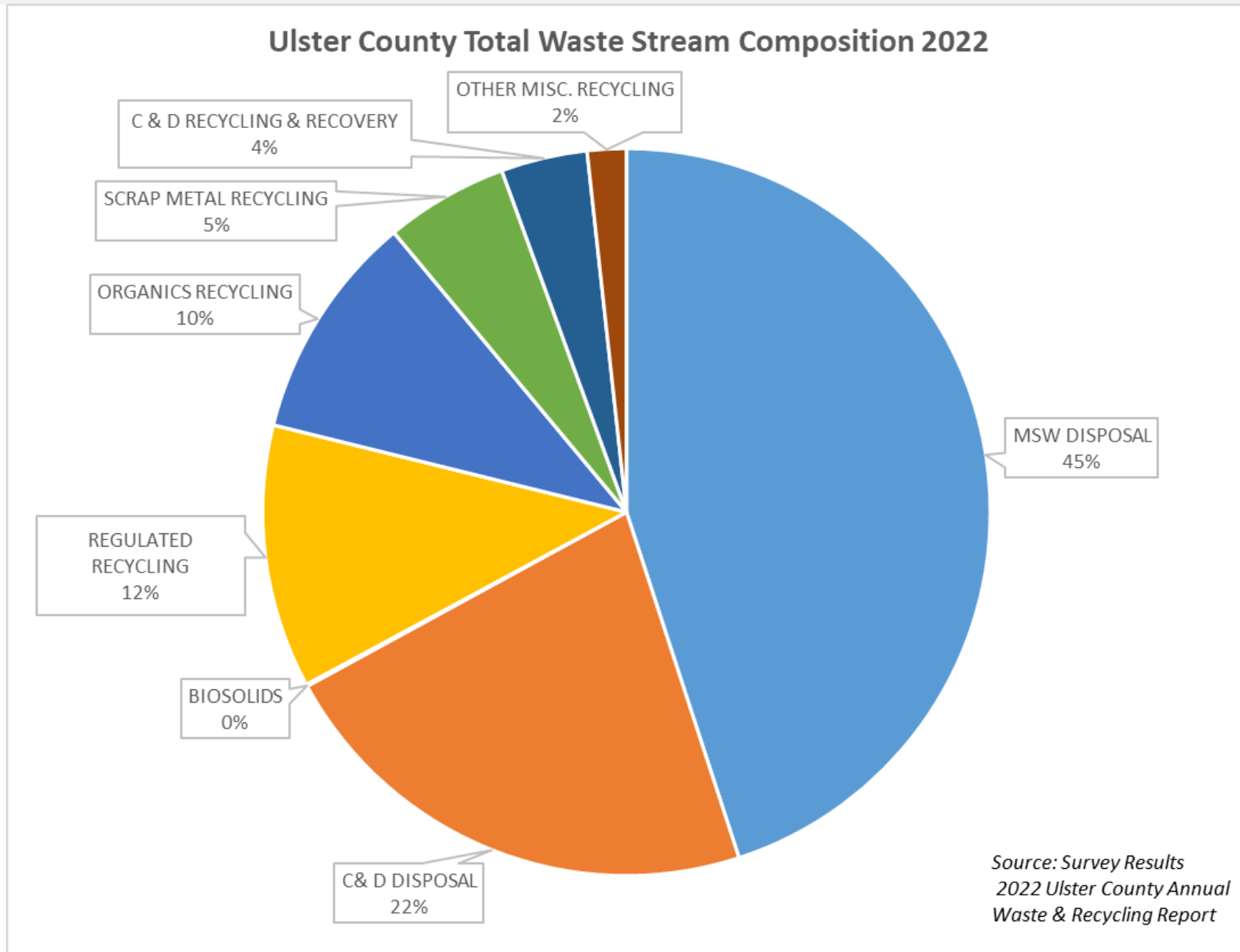
2022 Ulster County Annual Waste & Recycling Report Survey Results

Executive Summary



2022 Ulster County Annual Waste & Recycling Report Survey Results

Executive Summary



2022 Ulster County Annual Waste & Recycling Report Survey Results

Executive Summary

DATA SOURCES

In addition to UCRRA tonnages, the data presented in this document derives from survey responses submitted by the following entities:

• AG	Catskill Animal Sanctuary	• 316 Old Stage Road	• Saugerties NY 12477
• AG	HITS Inc	• 454 Washington Ave	• Saugerties NY 12477
• AG	Rustic Ridge View Farm	• 15 Old Queens Highway	• Kerhonkson NY
• AUTO	Casings, Inc.	• PO Box 731, 169 Maple Ave	• Catskill, NY 12414
• AUTO	Jiffy Lube/Hoffman Carwash	• <u>1091 Ulster Ave</u>	• Kingston, NY 12401
• AUTO	Lakin Tire	• 220 Frontage Road	• West Haven, CT 06516
• AUTO	Lynch Auto Parts	• 37-39 Saint James St	• Kingston, NY 12401
• AUTO	Service Tire Truck Center	• 1166 Route 9W	• Marlboro, NY 12542
• AUTO	VanKleeck's Tire	• 1987 Route 9W	• Lake Katrine, NY 12449
• AUTO	Woodys Auto Parts	• 92 Woody Lane	• Ellenville NY12428
• BEV	209 Discount Beverages	• 12 Spruce St,	• Kerhonkson, NY 12446
• BEV	Beer Store II, The	• 3160 Rte 9W,	• Saugerties, NY 12477
• BEV	Ellenville Beer & Soda Beverage Center	• 41 N Main St,	• Ellenville, NY 12428
• BEV	Gasko & Meyer, Inc	• 721 NY-28A,	• West Hurley, NY 12491
• BEV	K & E Discount Beverages Inc	• 255 Main St,	• New Paltz, NY 12561
• BEV	Tuthilltown Spirits,	• 14 Gristmill Ln	• Gardiner NY 12525
• BEV	Van Loan's Beverage Discount	• 327 Broadway,	• Port Ewen, NY 12466
• EDU	Ellenville Central School District	• 28 Maple Avenue	• Ellenville, NY 12428

2022 Ulster County Annual Waste & Recycling Report Survey Results

Executive Summary

• EDU	Highland Central School District	• 320 Pancake Hollow	• Highland, NY 12528
• EDU	Kingston City School District	• 918 Ulster Ave	• Kingston, NY 12401
• EDU	Marlboro Central School District	• 52 Cross Road	• Marlboro, NY 12542
• EDU	New Paltz Central School District	• 196 Main Street	• New Paltz, NY 12561
• EDU	Onteora Central School District	• 4166 State Route 28	• Boiceville, NY 12412
• EDU	Rondout Valley Central School District	• 122 Kyersike Road	• Accord, NY 12404
• EDU	Saugerties Central School District	• Call Box A	• Saugerties, NY 12477
• EDU	SUNY New Paltz	• 1 Hawk Drive,	• New Paltz, NY 12561
• EDU	SUNY Ulster County Community College	• 491 Cottekill Road/Stone Ridge Campus	• Stone Ridge, NY 12484
• EDU	Ulster County BOCES	• 175 Route 32N	• New Paltz, NY 12561
• EDU	Wallkill Central School District	• 19 Main Street	• Wallkill, NY 12589
• EDU	Woodstock Day School	• 1430 Glasco Turnpike	• Saugerties, NY 12477
• FOOD	Adams Fairacre Farms	• 1560 Ulster Ave.	• Kingston NY
• FOOD	ALDI	• 295 Rye Street	• South Windsor, CT 06074
• FOOD	Applebees (Apple-Metro Inc.)	• 1171 Ulster Ave	• Kingston, NY 12401
• FOOD	Bimbo Bakeries	• 27 N Putt Corners Rd	• New Paltz NY 12561
• FOOD	Boice Brothers Dairy, Inc.	• 36 Oneil St	• Kingston NY 12401
• FOOD	Boiceville Supermarket (B L M N Enterprise Inc.)	• 4099 NY-28,	• Boiceville, NY 12412
• FOOD	Bread Alone Bakeries	• 2121 Ulster Avenue	• Lake Katrine, NY 12449

2022 Ulster County Annual Waste & Recycling Report Survey Results

Executive Summary

• FOOD	Caraway Tea Company LLC	• 271 Upper North Rd	• Highland NY 12528-2615
• FOOD	Deising's Bakery & Pastry Shop, Inc	• 109 N Front St Ste 117	• Kingston NY
• FOOD	Duso Food Service Distributors West End Dairy	• 6055 NY-52,	• Ellenville, NY 12428
• FOOD	Emanuel's Supermarket (Mytown Markets)	• PO Box 376	• Stone Ridge NY
• FOOD	Family of Woodstock	• 39 John Street	• Kingston, NY 12401
• FOOD	Food Bank of the Hudson Valley	• 195 Hudson Street	• Cornwall on Hudson, NY 12520
• FOOD	Freskeeto Frozen Foods Inc	• 8019 Rte 209,	• Ellenville, NY 12428
• FOOD	Gadaletto's Seafood Market & Eatery	• 246 Main St #1,	• New Paltz, NY 12561
• FOOD	Hannaford Stores	• 145 Pleasant Hill Rd	• Scarborough, ME 04074
• FOOD	Jane's Ice Cream	• 307 Wall St	• Kingston NY 12401
• FOOD	JBS Solution dba MOPAC	• PO Box 64395	• Souderton, PA 18964
• FOOD	JC Rendering Inc	• 201 Jackson Rd.	• Frankfort, NY 13340
• FOOD	Meredith's Bread	• 415 NY-28,	• Kingston, NY 12401
• FOOD	Organic Nectars, Inc	• 162 Malden Tpke	• Saugerties NY 12477
• FOOD	P&Gs (M.C. & E.D. Beck Inc.)	• 91 Main St,	• New Paltz, NY 12561
• FOOD	Peoples Place	• 17 St. James Street	• Kingston, NY 12401
• FOOD	Pesce's Bakery Inc	• 387 Malden Turnpike,	• Saugerties, NY 12477
• FOOD	Plaza Diner	• 271 Main Street Plaza	• New Paltz, NY 12561
• FOOD	Price Chopper	• 501 Duanesburg Road	• Rotterdam, NY 12306
• FOOD	Red Lobster Hospitality LLC	• 1 Miron Ln	• Kingston
• FOOD	Shop Rite Supermarkets Inc.	• 801 Miron Lane	• Kingston NY, New Paltz NY, Ellenville
• FOOD	Sunflower Natural Foods Market	• 75 Mill Hill Rd	• Woodstock NY 12498
• FOOD	The Bakery	• 13a N Front St,	• New Paltz, NY 12561

2022 Ulster County Annual Waste & Recycling Report Survey Results

Executive Summary

• FOOD	The Wood Company	• 5 S Manheim Blvd	• New Paltz, NY, 12561-2407
• FOOD	Thomas O. Miller & Co. Inc	• 20 Riverview Dr,	• Marlboro, NY 12542
• FOOD	Tops Markets Store # 532	• 271 Main St,	• New Paltz, NY 12561
• FUEL	AAA Fuel Service	• 1007 Rt 28	• Kingston, NY 12401
• FUEL	AFCO Fuel LLC	• 40 South Manor Ave,	• Kingston
• FUEL	Bottini Fuels	• 240 Ulster Ave	• Saugerties NY, 12477
• FUEL	Central Hudson	• 284 South Ave.	• Poughkeepsie, NY 12602
• FUEL	Empire Fuel	• 385 Vineyard Ave	• Highland NY 12528
• FUEL	HOP ENERGY d.b.a. Kosco-Heritage	• 625 Sawkill Road	• Kingston, NY 12401
• FUEL	Oil Burners & More	• 13 South Prospect St	• Kingston, NY
• HAUL	AW Coon & Sons,	• 412 Route 199	• Red Hook, NY 12571
• HAUL	City of Kingston	• 25 East O'Reilly Street	• Kingston, NY 12401
• HAUL	Community Compost Company	• PO Box 1254	• New Paltz, NY 12561
• HAUL	County Waste - Ulster, LLC (Waste Connections)	• P.O. Box 431	• Clifton Park, NY 12065
• HAUL	CRP	• 2 Bayview Road	• Cortlandt Manor, NY 10567
• HAUL	Darling International	• 825 Willson Avenue	• Newark, NJ 07105
• HAUL	Denali (formerly Organix)	• 3308 Bernice Ave,	• Russellville, AR 72802
• HAUL	Green State Services Corp.	• 83 S. Putt Corners Rd	• New Paltz, NY 12561
• HAUL	Interstate Waste	• 300 Frank W Burr Blvd	• Teaneck NJ 07666
• HAUL	Lamela Sanitation	• PO Box 507	• Marlboro, NY 12542
• HAUL	Leprechaun Ventures	• PO Box 75	• Esopus, NY 12429
• HAUL	Liberta Brothers, Inc.	• PO Box 541	• Pine Pains, NY 12567

2022 Ulster County Annual Waste & Recycling Report Survey Results

Executive Summary

• HAUL	Mid-Hudson Structural dba Recycle Depot	• 230 Van Wagner Rd	• Poughkeepsie, NY 12603
• HAUL	Nieco Container Corporation	• PO Box 67	• Milton, NY 12547
• HAUL	On Time Disposal	• PO Box 408	• Monroe, NY 10950
• HAUL	Pine Plains Refuse	• PO Box 703	• Pine Plains, NY 12567
• HAUL	Recycling Crushing Technology, Inc.	• 27 Commerce Street	• Poughkeepsie, NY 12603
• HAUL	Royal Carting Service Co.	• PO Box 1209	• Hopewell Junction, NY 12533
• HAUL	Solid Waste Disposal Service	• PO Box 250	• Bloomington, NY 12411
• HAUL	Sweeney Carting	• 22 Mower Mill Road	• Saugerties, NY 12477
• HAUL	Taylor-Montgomery	• 350 Neelytown Road	• Montgomery, NY 12549
• HAUL	Top Quality Sealcoat	• 5188 Rte. 209	• Accord, NY 12404
• HAUL	Washington Estate Transport, Inc.	• 51 Josephine Avenue	• Rosendale, NY 12472-9729
• HAUL	Waste Management	• 264 Old Flatbush Rd	• Kingston, NY 12401
• HAUL	Welsh Sanitation Service Co.	• PO Box 1209	• Hopewell Junction, NY 12533
• HOSP	Ellenville Regional Hospital	• 10 Healthy Way	• Ellenville, NY 12428
• HOSP	Golden Hill Health Care Center	• 99 Golden Hill Drive	• Kingston NY 12401
• HOSP	Health Alliance	• 396 Broadway	• Kingston NY
• HOSP	Hudson Valley Rehab	• 260 Vineyard Ave	• Highland, NY 12528
• HOSP	Northeast Center for Special Care	• 300 Grant Avenue	• Lake Katrine, NY 12449
• HOSP	Ten Broeck Commons	• 1 Commons Drive	• Lake Katrine, NY 12449
• HOTEL	Americas Best Value Inn	• 7 Terwilliger Lane	• New Paltz, NY 12561
• HOTEL	Belleayre Mountain Ski Center	• PO Box 313	• Highmount, NY 12441

2022 Ulster County Annual Waste & Recycling Report Survey Results

Executive Summary

• HOTEL	Best Western Plus (Kingston Motel Corp)	• 503 Washington Avenue	• Kingston NY
• HOTEL	Comfort Inn	• 2790 Route 32	• Saugerties NY 12477
• HOTEL	Diamond Mills Hotel & Tavern	• 319 Main Street	• Saugerties, NY 12477
• HOTEL	Emerson Resort & Spa	• 5340 Route 28	• Mt. Tremper, NY 12457
• HOTEL	Holiday Inn Express	• 1835 Ulster Avenue	• Lake Katrine, NY 12449
• HOTEL	Rocking Horse Ranch	• 600 Rte. 44/55	• Highland, NY 12528
• HOTEL	Smiley Bros., Inc - Mohonk Mtn House	• 1000 Mt. Rest Road	• New Paltz, NY 12561
• INDUS	AMETEK Rotron	• 55 Hasbrouck Lane	• Woodstock, NY 12498
• INDUS	Arconic Fastening Systems	• 1 Corporate Drive	• Kingston NY
• INDUS	Callahan Industries	• 677 Flatbush Rd,	• Kingston, NY 12401
• INDUS	Fehr Bros Industries, Inc.	• 895 KINGS HWY	• SAUGERTIES, NY 12477
• INDUS	LHV Precast	• 540 Ulster Landing	• Kingston, NY 12401
• INDUS	N.E. Solite	• 962 Kings Hwy	• Saugerties, NY 12477
• INDUS	Optimum Window	• 28 Canal Street	• Ellenville, NY 12428
• INDUS	Unity Tire Creations	• PO Box 9	• Saugerties, NY 12477
• INDUS	Viking Industries Inc.	• 89 S Ohioville Rd,	• New Paltz, NY 12561
• INDUS	Stericycle	• Rotterdam Industrial Park Bldg 1	• Rotterdam NY 12306
• REC	A Messina and Sons	• 19 Orchard Drive	• Gardiner, NY 12525
• REC	American Lamp Recycling	• 55 Riverview Drive	• Marlboro, NY 12542
• REC	Argenio Brothers, Inc.	• 2 Argenio Drive	• New Windsor, NY 12553
• REC	Arold Construction Co., Inc.	• 51 Powder Mill Bridge Rd	• Kingston, NY 12401
• REC	Brainstorm Computers a	• 194 West Kerleys Road	• Tivoli, NY 12583
• REC	CANOS Scrap	• 1083 Kings Hwy.	• Saugerties, NY 12477

2022 Ulster County Annual Waste & Recycling Report Survey Results

Executive Summary

• REC	Church Communities NY Inc. dba Maple Ridge Bruderhoff	• 10 Hellbrook Lane	• Ulster Park, NY 12487
• REC	E-Waste +	• 7318 Victor-Mendon Road	• Victor, NY 14564
• REC	Earl B Feiden Appliance	• 661 Broadway	• Kingston NY 12401
• REC	East Penn Manufacturing	• 102 Deka Road	• Lyon Station, PA 19536
• REC	Greenway Environmental Services	• PO Box 322	• Clintondale, NY 12515
• REC	Habitat for Humanity	• 406 NY-28,	• Kingston, NY 12401
• REC	Interstate Battery	• 192 Greenkill Ave	• Kingston, NY 12401
• REC	Interstate Refrigerant	• PO Box 517	• Foxboro, MA 02035
• REC	Iron Mountain Secure Destruction	• One Federal Street	• Boston, MA 02210
• REC	Legal Shred	• 1014 Grand Blvd..# 6	• Deer Park, NY 11729
• REC	Luzon Environmental	• PO Box 1070	• Woodridge, NY 12789
• REC	National Lamp Recycling, Inc.	• PO Box 680 NLR Inc. 256 East Main St	• East Windsor, CT 06088
• REC	Northeast Data Destruction	• PO Box 316	• West Hurley, NY 12491
• REC	Recoverers of Manufactured Products	• 313B North Street	• Middletown, NY 10940
• REC	Republic Services - ReCommunity	• 508 Fishkill Ave.	• Beacon, NY 12508
• REC	Rock Solid Provisions	• P.O. Box 731	• Catskill, NY 12414
• REC	Safety-Kleen Systems, Inc.	• 1502 E. Villa St. 2nd Floor	• Elgin, IL 60120
• REC	Sims Metal Management	• 820 Route 211 E	• Middletown, NY 10940
• REC	USagain	• 18 Sargent Place	• Mt. Vernon, NY 10550
• REC	Vaz-Co Reclaiming	• PO Box 1518	• Highland, NY 12528

2022 Ulster County Annual Waste & Recycling Report Survey Results

Executive Summary

• REC	Veolia ES Technical Solutions	• PO Box 10	• W. Bridgewater, MA 02379
• REC	Village Construction Company	• 2517 Rte. 44	• Salt Point, NY 12578
• REC	West Kingston Recycling	• 642 Abeel Street	• Kingston, NY 12401
• REC	West Rock CP	• 3169 Holcomb Bridge Rd	• Atlanta, GA 30071
• REC	Zumtobel Staff Lighting	• 3300 Route 9w	• Highland, NY 12528
• RETAIL	Boost Mobile (Broadway Link)	• 610 Broadway	• Kingston, NY 12401
• RETAIL	Herzog Home Center	• PO Box 3328	• Kingston, NY 12402
• RETAIL	Hudson Valley Mall	• Hull Property Group 1190 Interstate Pkwy	• Augusta, GA 30909
• RETAIL	Kohls	• 800 Miron Ln	• Kingston NY
• RETAIL	PETCO	• 1175 Ulster Ave, Kingston, NY 12401	•
• RETAIL	Petsmart #1098	• 501 Frank Sottile Blvd	• Kingston, NY 12401
• RETAIL	Raymour & Flanigan	• 7620 Omnitech Place, Ste. 1	• Victor, NY 14564
• RETAIL	Sherwin Williams	• 568 Albany Ave,	• Kingston, NY 12401
• RETAIL	Staples #0242	• 1399 Ulster Avenue	• Kingston NY
• RETAIL	Stewart's Shops	• PO Box 435	• Saratoga Springs, NY 12866
• RETAIL	Target	• 33 south 6th Street	• Minneapolis, MN 55403
• RETAIL	The Salvation Army	• 35 Cedar Street	• Kingston NY
• RETAIL	Ulster Publishing	• PO Box 3329	• Kingston, NY 12402

2022 Ulster County Annual Waste & Recycling Report Survey Results

Executive Summary

• RETAIL	Verizon Wireless	• 338 ROUTE 212 STE 1	• Saugerties, NY, 12477
• RETAIL	Walmart	• SEND BY EMAIL	•
• SPORT	Cantine Veterans Sports Complex & Kiwanis Ice Arena	• Washington Ave Ext.	• Saugerties NY
• SPORT	Headless Horseman Hayrides	• 778 Broadway (Route 9W)	• Ulster Park NY 12487
• SPORT	Hudson Valley Sportsdome	• 240 Milton Turnpike	• Milton NY
• SPORT	Neighborhood 209 (Skate Time Upstate Partners)	• 5164 Route 209	• Accord NY
• SPORT	Paintball Sports NY	• 230 Camp Sunset Rd	• Clintondale NY
• SPORT	Patel's Kingston Lanes (Bowling)	• 644 E Chester St	• Kingston NY
• SPORT	Puttin' Plus	• 455 Washington Ave	• Saugerties
• SPORT	Safeshoot	• 10 Kieffer Lane	• Kingston NY
• SPORT	Wood 'N' Wheels Family Fun Center	• 365 Route 9W	• Ulster Park NY
• MUNI	Ulster County Dept. Public Works	• 317 Shamrock Lane	• Kingston NY 12401
• MUNI	Shawangunk Correctional Facility	• PO Box 750, 200 Quick Road	• Wallkill NY 12589
• MUNI	• Wallkill Correctional Facility	• 50 Mckendrick Road	• Wallkill NY 12589

2022 Ulster County Annual Waste & Recycling Report Survey Results

Executive Summary

MRDC	Kingston City Transfer Station,	69 Albert Street	Kingston NY 12401
MRDC	Town of Denning Transfer Station	1567 Denning Road,	Claryville, NY 12725
MRDC	Town of Esopus Transfer Station,	70 West Shore Drive,	West Park NY
MRDC	Town of Gardiner Transfer Station,	PO Box 1	Gardiner, NY 12525
MRDC	Town of Hardenburgh Transfer Station	55 Rider Hollow Road	Arkville NY 12406
MRDC	Town of Hurley Transfer Station	PO Box 569	Hurley, NY 12443
MRDC	Town of Lloyd Transfer Station	12 Church Street	Highland, NY 12528
MRDC	Town of Marbletown Transfer Station	PO Box 217	Stone Ridge, NY 12484
MRDC	Town of Marlborough Transfer Station	21 Milton Turnpike, Ste. 200	Milton, NY 12547
MRDC	Town of New Paltz Transfer Station,	3 Clearwater Rd	New Paltz, NY 12561
MRDC	Town of Olive Transfer Station	PO Box 180	West Shokan, NY 12494
MRDC	Town of Plattekill Transfer Station	PO Box 45	Modena, NY 12548
MRDC	Town of Rochester Transfer Station,	PO Box 65	Accord, NY 12404
MRDC	Town of Rosendale Transfer Station,	1915 Lucas Avenue	Cottkill, NY 12419
MRDC	Town of Saugerties Transfer Station	4 High Street	Saugerties, NY 12477
MRDC	Town of Shandaken Transfer Station,	PO Box 134	Shandaken, NY 12480
MRDC	Town of Shawangunk Transfer Station	PO BOX 247	Wallkill, NY 12589
MRDC	Town of Ulster Transfer Station,	900 Miron Lane,	Kingston NY 12449
MRDC	Town of Wawarsing Transfer Station	PO Box 671	Wawarsing, NY 12428

ULSTER COUNTY RESOURCE RECOVERY AGENCY

Board of Directors

Andrew Ghiorse, Chair
James Gordon, Vice Chair
Regis Obijiski, Treasurer
Donna Egan, Member
David Gilmour, Member

Legal Staff

Kenneth Gilligan, Esq.



P.O. Box 6219, 999 Flatbush Road
Kingston, NY 12402

Email: UCRRA@UCRRA.org
Website: www.UCRRRA.org
Social: @UCRRA

Directors

Anna Ropollo, Interim Executive Director
Timothy DeGraff, CPA, Director of Finance & Admin
Charles Whittaker, Director of Operations and Compliance
Angelina Brandt, Director of Sustainability

Phone: (845) 336-0600
Fax: (845) 336-4129

January 2nd 2024

Attn: Facilities Manager

This letter requires your immediate attention and response.

The Ulster County Resource Recovery Agency (UCRRA) is gathering waste characterization data to compile the **Ulster County Annual Waste & Recycling Report**, covering all materials management and recycling activities in Ulster County during January 1st 2023 – December 31st 2023, in accordance with our Local Solid Waste Management Plan.

Your cooperation to report accurate information in a timely manner is essential for determining recycling and diversion rates for the County of Ulster. The requested information is required under the **Ulster County Mandatory Source Separation and Recycling Law**. These reporting requirements may also be applicable under the **Ulster County Food Waste Prevention and Recovery Act**. Therefore, failure to respond to this request is considered an unlawful act.

The Ulster County Resource Recovery Agency Please is requesting that your facility promptly complete the enclosed report form and return it to the Agency via mail, fax, or e-mail as soon as possible and no later than Friday, March 1st 2024.

Your cooperation in this process is an essential function of materials management in the communities we serve. Should you need assistance completing this form, I am ready to answer any questions you may have. Please do not hesitate to contact me at (845) 336-0600 or apeo@ucrra.org. **Your timely response is greatly appreciated.**

Sincerely,

Angelina Brandt
Director of Sustainability
Ulster County Resource Recovery Agency

**The enclosed Report Form has been updated.
DO NOT use a copied form from a previous year.**

CC: Anna Ropollo, Interim Executive Director

UCRRA Annual Waste & Recycling Report FAQ's

What is the UCRRA Annual Recycling and MSW Report and who is required to complete it?

For more information, please visit www.ucrra.org/waste-recycling/annual-recycling-report/

Do I need to complete a separate form for each facility or business location in Ulster County?

Yes. If your business or organization operates in multiple locations in Ulster County, you should complete a separate form for each individual location.

How do I complete this form?

1. **Section 1. Complete the Contact Information section** – In this section, designate a representative to receive all communications about the Annual Recycling Report. The contact person should be the primary person completing and submitting the report.
2. **Section 2. If the facility is located in Ulster County, complete the Recycling Education Questionnaire section. Incomplete forms will not be accepted.**
3. **Section 3. Complete the Waste Stream Detail section.**
 - ✓ Review all forty five categories (numbered 1-45) and identify the categories that apply to you.
 - ✓ For each material, report the total amount in TONS.
 - Please estimate with accuracy using the calculations provided under each item, or contact your disposal/recycling company or contact UCRRA for assistance.
 - ✓ Where applicable, leave a category BLANK to note that the item/material was NOT separated from the general trash.
 - ✓ For each category reported, include the name and address of the company that recycled or disposed of that material. Incomplete forms will not be accepted.
 - If material was collected curbside up by a hauler, simply list the name and address of that company, but be sure to include the tonnage.
 - ✓ A space for a brief description is provided next to each item. Add comments if necessary for clarification.
4. **Return all forms to:**
Angelina Brandt, Director of Sustainability
apeo@ucrra.org (fax) 845-336-4129 P.O. Box 6219, 999 Flatbush Road Kingston NY 12401



ULSTER COUNTY RESOURCE RECOVERY AGENCY
2023 ANNUAL WASTE & RECYCLING REPORT
January 1, 2023 through December 31, 2023
 For Material Collected in Ulster County ONLY *

Section 1: Contact Information

Company Name		
Contact Person	Title	
Telephone	Fax	E-mail
Mailing Address	Location Address	
City, State, Zip	City, State, Zip	

Section 2: Recycling Education Questionnaire

REQUIRED IF LOCATED IN ULSTER COUNTY** INCOMPLETE FORMS WILL NOT BE ACCEPTED

1	How do customers, employees, students, etc. know where, how, and what can be recycled at your facility? <u>Provide a detailed explanation of any practices that promote awareness of recycling.</u> Examples: posters, fliers, bin stickers, memos, staff meetings, events, etc.	
2	Has your facility implemented any strategies to reduce waste? <u>Provide examples of any waste reduction practices that may not be otherwise classified in this report.</u>	
3	UCRRA provide guidebooks, posters, bin stickers, and other resources to Ulster County businesses, schools, and facilities. Would you like a sample kit mailed to the address listed on this form? <input type="checkbox"/> Yes <input type="checkbox"/> No	

Section 3: Municipal Solid Waste & Recycling Form

PLEASE READ INSTRUCTIONS CAREFULLY

INSTRUCTIONS			
<ul style="list-style-type: none"> ✓ If an item in the list below is not applicable to your facility, simply leave that space blank. ✓ Provide a brief description of an item, if necessary, for clarification. ✓ For each item you report, list the company and address of the hauler/vendor. ✓ To complete this form for multiple facility locations, submit one report for each individual location. ✓ Only report materials that were generated in Ulster County. ✓ All data must be reported in TONS. Conversion factors are provided. Contact UCRRA for assistance. 			
ITEM	DESCRIPTION	TOTAL TONS	HAULER/VENDOR/DISPOSAL FACILITY
WASTE DISPOSAL			
1. Garbage (Municipal Solid Waste, MSW)			Company: Address:
1 cubic yard MSW (loose) = 0.15 tons 1 cubic yard MSW (compacted) = 0.33 tons			
2. Construction & Demolition Debris (C&D) Disposal	If recycled, skip to #40-42		Company: Address:
1 cubic yard BULK C&D = 0.24 tons or refer to volume-to-weight conversion sheet			
3. BIOSOLIDS			Company: Address:
1 cubic yard Sewage Sludge (dry) = 0.47 tons 1 cubic yard Sewage Sludge (wet) = 0.61 tons			
REGULATED RECYCLABLE MATERIALS			
4. Single Stream Recyclables (paper, plastic, cardboard, glass, and metal)			Company: Address:
1 cubic yard SSR = 0.13 tons			
5. Mixed Paper (all grades)			Company: Address:
1 cubic yard mixed paper = 0.16 tons			
6. Corrugated Cardboard			Company: Address:
1 cubic yard OCC = 0.05 tons			

ITEM	DESCRIPTION	TONS	HAULER/VENDOR/DISPOSAL FACILITY
7. Container Glass (all colors)			Company: Address:
1 cubic yard semi-crushed glass containers = 0.70 tons			
8. Dual Stream Recyclables (plastic, glass, and metal)			Company: Address:
1 cubic yard DSR = 0.034 tons			
9. Beverage Containers (5 cent deposits) (Specify types)			Company: Address:
1 unit (plastic) = 0.022 LBS 1 unit (glass) = 0.49 LBS 1 unit (aluminum) = 0.33 LBS			
MISCELLANEOUS RECYCLABLES			
10. Film Plastics (plastic bags)			Company: Address:
1 cubic yard film plastics = 0.018 tons			
11. Electronics (all types)			Company: Address:
Refer to volume-to-weight conversion sheet			
12. Clothing, Shoes, & Textiles			Company: Address:
1 cubic yard mixed textiles = 0.088 tons			
13. Tires			Company: Address:
1 small passenger car tire = 0.02 tons 1 medium truck tire = 0.03 tons			
14. Furniture, Misc. Bulk items for *REUSE*			Company: Address:
Estimate or Refer to volume-to-weight conversion sheet			
15. Wood Pallets for *REUSE*			Company:
1 pallet = 0.013 tons			
HAZARDOUS WASTES			

ITEM	DESCRIPTION	TONS	HAULER/VENDOR/DISPOSAL FACILITY
16. Fluorescent Lighting			Company: Address:
1 Fluorescent Tube (≤4 foot) 0.63 LBS (10 ounces) 1 Fluorescent Tube (≥4 foot) 1.3 LBS			
17. Batteries (specify type)			Company: Address:
1 passenger car Lead-Acid Battery = 0.02 tons 1 cubic yard household batteries = 1.08 tons			
18. Antifreeze			Company: Address:
1 gallon antifreeze = 0.004 tons			
19. Motor Oil			Company: Address:
1 gallon used motor oil = 0.004 tons			
20. Oil Filters			Company: Address:
1 unit = 0.6-1 LBS			
21. Waste Fuels (specify type)			Company: Address:
1 gallon = 0.004 tons 1 55-gallon drum = 0.138 tons			
22. Propane Tanks			Company: Address:
1 unit (empty) = 0.009 tons			
23. Bulk Industrial Liquids (specify type)			Company: Address:
Refer to volume-to-weight conversion sheet			
24. Pharmaceutical Waste (medications)			Company: Address:
Unknown reference interval – Refer to disposal invoices			
25. Medical SHARPS (syringes, needles, etc.)			Company: Address:
1 cubic yard SHARPS = 0.15 tons			

ITEM	DESCRIPTION	TONS	HAULER/VENDOR/DISPOSAL FACILITY
26. Contaminated Soil			Company: Address:
1 cubic yard soil = 1 ton			
SCRAP METAL RECYCLING			
27. Bulk mixed metal (residential)	See Also: #30 FREON		Company: Address:
1 cubic yard = 0.11 tons or refer to volume-to-weight reference sheet			
28. Ferrous metal			Company: Address:
1 cubic yard = 0.11 tons			
29. Nonferrous metal			Company: Address:
1 cubic yard = 0.11 tons			
30. Freon appliances (air conditioners, refrigerators, dehumidifiers, etc.)			Company: Address:
1 unit Refrigerator = 0.13 tons 1 unit AC = 0.03 tons			
ORGANICS RECYCLING			
31. Food Scraps (diverted for composting or anaerobic digestion)			Company: Address:
1 cubic yard commercial food scraps = 0.54 tons or 55 gallon drum = 0.21 tons			
32. Food Scraps (diverted for farm animal feeding)			Company: Address:
1 cubic yard commercial food scraps = 0.54 tons or 55 gallon drum = 0.21 tons			
33. Food Donations			Company: Address:
1 meal = 1.2 LBS			
34. Fats, Oils, Grease			Company: Address:


55 gallon drum = 0.21 tons			
ITEM	DESCRIPTION	TONS	HAULER/VENDOR/FACILITY
35. Yard Wastes (Brush, Branches, Trees, Stumps)			Company: Address:
1 cubic yard bulk yard waste = 0.13- 0.32 tons or 1 cubic yard woodchips = 0.24			
36. Wood Pallets (for composting)			Company: Address:
1 pallet = 0.013 tons			
37. Leaves/Grass			Company: Address:
1 cubic yard leaves/grass = 0.125 - 0.25 tons			
38. Animal Manure			Company: Address:
1 cubic yard manure = 0.33-0.75 tons			
39. For compost sites: tons/cy compost produced (specify)			
C&D RECYCLING			
40. Brick, Concrete, Masonry Materials (specify type)			Company: Address:
41. Plaster, drywall, non-asbestos insulation, etc.			Company: Address:
42. Clean Soil & Rock (Uncontaminated)			Company: Address:
OTHER WASTES NOT CLASSIFIED ABOVE			
43. Other (please specify)			Company: Address:
44. Other (please specify)			Company: Address:
45. Other (please specify)			Company: Address:

NOTE: You may include attachments or additional reports if necessary.

ULSTER COUNTY ANNUAL SOLID WASTE AND RECYCLING REPORT SURVEY RESULTS

EXECUTIVE SUMMARY


2023



THE RECYCLING
PARTNERSHIP

TABLE OF CONTENTS

Introduction.....	3
1. Executive Summary	4
2. Methodology	6
3. Response Rate	8
4. Assumptions	9
5. Waste Characterization data.....	10
6. Graphics summary.....	13
7. Data sources	16



INTRODUCTION

The Ulster County Resource Recovery Agency (UCRRA) is the solid waste planning unit for the County of Ulster and is responsible for maintaining and updating a Local Solid Waste Management Plan (LSWMP). The LSWMP includes requirements for collecting waste characterization data on an annual basis for evaluative and long term planning purposes.

The UCRRA administers an **Annual Waste and Recycling Report Survey** to collect available metrics from “large waste generators” who accept solid waste or recyclables generated within the planning unit. These efforts inform Agency Board of Directors and staff, and other interested stakeholders, in a more comprehensive understanding of the management of various wastes, including regulated recyclables as defined by the Mandatory Source Separation and Recycling Law and other local laws. The data collected can be useful to broadly estimate total waste generation, diversion rates, and recycling or composting rates.

The hundreds of commercial generators surveyed represent various business sectors including but not limited to: grocery stores, retail outlets, scrap metal recovery facilities, waste and recycling haulers, municipal recycling drop off centers, educational institutions, healthcare facilities, and other specialized large waste generators.

The information presented in this document represents both scale weight data (if available) and weight estimates based on survey responses. The accuracy of these survey responses are self-reported and unverified in most cases. It should be noted that the contact list for this report, and the total number of surveys collected, may vary significantly from year to year. The methods used by respondents for measuring or estimating total weights and volumes, and other limitations, may contribute to inaccuracy or incompleteness of this dataset. Therefore, the Agency acknowledges that this report should not be used or represented without acknowledging these limitations with great consideration, and that the information presented should not be used out of context in any part of subpart of this report.

The Annual Waste & Recycling Report Survey, and the resulting data analysis, and all other related documents including this Executive Summary have been prepared by:

Angelina J. Brandt, UCRRA Director of Sustainability

1. EXECUTIVE SUMMARY

*All results presented in this document refer to reporting year
January 1st – December 31st 2023.*

27% Overall
Landfill
Diversion Rate

21%
Recycling
Rate

17%
Composting
Rate

Based on survey results, the total waste stream generated in Ulster County is estimated to be **264,800 tons**, including municipal solid waste (MSW), construction and demolition debris (C&D), biosolids, regulated recyclable materials, organics, scrap metal, electronics, hazardous wastes, and various other waste subcategories. Of the **264,800 tons** of all waste, **70,493 tons** was diverted from landfill disposal through various recycling and composting efforts. **Based on these survey results, it can be inferred that Ulster County had a 27% Diversion Rate in 2023.** *Note: This includes both residential and commercial waste sources.*

UCRRA managed approximately **107,115 tons** of municipal solid waste (MSW). Additionally, commercial and residential programs recovered **27,939 tons** of regulated recyclable materials (plastic bottles, jars, jugs, tubs, metal cans, paper, cardboard, glass and other beverage containers). Of the **27,939 tons** of recyclables, **10,822 tons** were reported as mixed single stream, or unsorted recyclables. The remaining recyclables were collected using various levels of source separation. Of the **27,939 tons** of total recyclables, approximately **11,045 tons** was source separated corrugated cardboard, largely from commercial sources, making up the largest material component of the total recycling stream by weight. Mixed glass, plastic, metal beverage containers (eligible for five cent deposit redemption) was the third largest category of this recycling stream measured, at **3,194 tons**. **Based on these survey results, it can be inferred that Ulster County had an estimated 21% Recycling Rate in 2023, when measured against the municipal solid waste only.** *Note: This includes residential and commercial sources combined. The recycling rate equals the quotient of all regulated recyclable materials measured, and the sum of all municipal solid waste (MSW) plus all regulated recyclable materials measured.*

2023 Ulster County Annual Waste & Recycling Report Survey Results

Executive Summary

In addition to regulated recycling, **21,386 tons** of organic materials were managed by composting, animal feeding operations, oil/fats rendering, anaerobic digestion, or through food donation initiatives. Of the **21,386 tons** of organic materials documented, **7,333 tons** were source separated food scraps, making up the largest component of this organics recovery category, though a fraction of this material is understood to be generated out of county. Yard wastes represented the next largest category, at **6,767 tons** (brush, tree trunks, grass clippings, etc.), Distinctly within this organics recovery category, UCRRA diverted **3,259 tons** of biosolids to a composting operation, representing the third largest component of all organics recycling measured. **Based on these survey results, it can be inferred that Ulster County had a 17% Composting Rate in 2023. Note: This does NOT include residential participation in backyard composting or community gardens, which is not measured by this survey. The composting rate is calculated as the quotient of all organics recycling measured, and the sum of all municipal solid waste plus all organics recycling measured.**

When recycling and composting are combined, which is very common and useful in solid waste analytics, this results in a **32% total recycling and composting rate**. Note: The total recycling and composting rate is calculated as the quotient of the sum of all regulated recycling and organics recycling measured, with the sum of all municipal solid waste plus all regulated recycling and organics recycling measured.

Of the 264,800 tons of waste that were documented, the Ulster County Resource Recovery Agency managed 167,012 tons of materials, or 63% of the total waste stream recorded by this report.



2. METHODOLOGY

Approximately two hundred and seventy three (**273**) unique facilities received requests to complete the 2023 Annual Waste & Recycling Report. It should be noted that often, a single points of contact may represented multiple facilities (example: School Districts, Grocery Store Chains, etc.). Entities surveyed represent various sectors including grocery stores, retail outlets, scrap metal recovery facilities, waste and recycling haulers, municipal recycling drop off centers, educational institutions, healthcare facilities, and other large waste generators. The contact list for this report may vary significantly from year to year as new contacts may be added or re-categorized as necessary.

A standard memo with detailed instructions was sent to all recipients. The memo includes volume to weight conversion factors for every waste material type listed, which standardizes methods for estimating weights when exact tonnages are unknown. It should be noted that the weights reported are largely unverified, self-reported tonnages.

Email notifications were sent and tracked electronically via a Google Mail Merge system beginning January 3rd 2024. Where applicable, notices were also sent via fax or through direct mailings to physical addresses if email addresses were not available. Extensive efforts were made by the UCRRA Director of Sustainability to collect completed forms, and to carefully review reports for completeness.

Additional email notices were sent electronically at the end of January, mid and end of February 2024 to all contacts that hadn't responded. Near the deadline, in many cases, staff also followed by direct phone calls to ensure communications were reaching the appropriate contacts and identified some corrections to contact lists in the process. Despite these efforts, the Agency recognizes the data presented is very limited by response rate and thus may be an incomplete measure of some recyclables or recovery rates.

As reports were received, the Agency's Director of Sustainability tracked responses in a master contact list, then processed responses into an Excel database, which is organized by generator type subcategories (Retail, Education, Hospital, etc.). For each entry in the database, the generator name and location were recorded, along with the types of material(s) reported, the tonnage of each material reported, and the final disposal/recycling destination for each material reported. The list of material types is standardized on all spreadsheet tabs, which supports the final calculations.

A totals column sums all entries within each material type category, representing the total waste generation within that generator type (example: total tons cardboard from all Retail Stores). Then, an adjusted total is calculated to eliminate double-counting tonnages from other generator

2023 Ulster County Annual Waste & Recycling Report Survey Results

Executive Summary

types. This is necessary because the weights reported by the end-recycler should always supersede other entries that referenced a particular destination (example: total tonnage reported by the hauler is preferred over adding up the sum of all tonnages reported by all their customers). The data submitted by the end-recycler is typically a more reliable number. For the database management, any entries that would be included towards the adjusted total were left as black-colored text in the database, while entries that would be backed out (subtracted) from the total calculations were marked as red-colored text so they could be easily identified and subtracted. Simple Excel functions were used to calculate totals within each generator type. Then, totals were transferred to an Executive Summary, which represented all of the corrected totals from the entire workbook. It should be noted that these summaries by sector do not necessarily represent total waste generation by sector, because of the way the spreadsheets are manipulated.

For the purpose of this report:

Waste Generation = Total sum of all waste streams reported

Diversion rate =

$$\frac{\text{Total sum of waste that was recovered for the purpose of reuse or recycling}}{\text{Total Waste Generation}}$$

Recycling rate =

$$\frac{\text{Sum of all regulated recyclable materials reported}}{\text{Total Municipal Solid Waste stream} + \text{regulated recyclable materials reported}}$$

Recycling & Composting rate =

$$\frac{\text{Sum of all regulated recyclable materials and organics reported}}{\text{Total Municipal Solid Waste stream} + \text{regulated recyclable materials} + \text{organic materials reported}}$$

3. RESPONSE RATE

Of the two hundred and seventy three contacts, the total overall response rate in 2023 was sixty-five percent (65%). The response rates for each generator type (tabulated below) should be highly considered when interpreting the survey results presented in this document. The Agency can seek to improve response rates in the future by committing more compliance-related resources and staff to these annual reporting efforts, as failure to report is considered an unlawful act per the Mandatory Source Separation and Recycling Law.

Municipal Recycling Drop Off Centers	100%
Municipal Buildings	100%
Automotive	100%
Educational Institutions	86%
Hospitals/Healthcare	75%
Hotel/Hospitality	75%
Haulers	74%
Miscellaneous Recycling-Related Businesses	69%
Retail	62%
Sporting	55%
Food-Related Businesses	57%
Industrial/Manufacturing	53%
Energy/Fuel	46%
Beverage Industry	33%
Agricultural	25%
Law Enforcement Centers	0%

4. ASSUMPTIONS

The UCRRA Director of Sustainability emphasizes the following assumptions about these survey results:

1. The survey responses represent the waste characterization of the facilities being surveyed, to the best of the ability of the persons completing the reports.
2. The information presented in this document demonstrates both scale weight data (if available) and estimates. There are limitations to the accuracy of this data including the total number of facilities surveyed, which varies from year to year; the response rate for each generator type category; methods used by respondents for measuring or estimating total weights and volumes; and other limitations that may contribute to inaccuracy or incompleteness of the dataset.
3. Volume to weight conversion factors were provided in a memo, were consistently utilized to the greatest extent, and the conversion factors are believed to be accurate based on available data.
4. Low response rates lead to data gaps that should be considered when interpreting these survey results. Response rate may be due to various factors (emails bounce/junk, outdated contacts, effect of new facilities added each year, etc.)
5. This report cannot represent additional waste generators that the Agency has not yet identified or successfully surveyed.
6. The Agency surveyed businesses located outside of Ulster County in cases where recyclables were transported outside of Ulster County. The data represents service areas in Ulster County only, though in some cases may include out of county waste data as a fraction of the number reported.

Therefore, the data presented in this report should not be represented without acknowledging these limitations and recommends that the information presented should not be used out of context in any subpart of this report.

5. WASTE CHARACTERIZATION DATA

MATERIAL	TOTALS		CATEGORY
1. MSW	107015.96	181,843.56	DISPOSAL
2. C&D DEBRIS	61616.75		
3. BIOSOLIDS	13210.85		
4. Single Stream Recyclables	10822.98	27,939.35	RESIDENTIAL & COMMERCIAL RECYCLING
5. Mixed Paper (all grades)	1984.348		
6. Corrugated Cardboard	11045.261		
7. Container glass	566.64		
8. Dual Stream Recyclables (comingled plastic, glass, metal)	325.48		
9. Beverage Containers (5 cent deposit)	3194.6388		
10. Film Plastics	180.62	180.62	FILM PLASTIC RECYCLING
11. Electronics (all types)	336.306	336.306	ELECTRONICS RECYCLING
12. Clothing, Shoes, & Textiles	1264.3565	1264.3565	TEXTILE RECYCLING
13. Tires	1777.18	1777.18	TIRE RECYCLING
14. Furniture, Misc. Bulk items (REUSE)	145.08	1566.36	MISC. REUSE & DONATION

2023 Ulster County Annual Waste & Recycling Report Survey Results

Executive Summary

15. Wood Pallets (REUSE)	1421.28		
16. Fluorescent Lighting	34.92518	2102.65	MISC. HAZARDOUS WASTES OR SENSITIVE MATERIALS
17. Batteries (all types)	328.273		
18. Antifreeze	159.363		
19. Motor Oil	457.071		
20. Oil Filters	42.149		
21. Waste Fuels	53.78		
22. Propane Tanks	10.445		
23. Bulk Liquids	39.7362		
<i>OTHER HHW Misc.</i>	161.0705		
<i>PAINTCARE</i>	58.7		
24. Pharmaceutical Waste (medications)	3.462		
25. Medical SHARPS (syringes, needles, etc.)	53.23	12462.77	SCRAP METAL RECYCLING
26. Contaminated Soil	700.45		
27. Bulk metal	3435.03		
28. Ferrous metal	8212.46		
29. Nonferrous metal	687.29	21,386.18	ORGANICS RECYCLING
30. Freon appliances (air conditioners, refrigerators, etc.)	127.99		
31. Food Scraps (COMPOSTING)	7333.792		
32. Food Scraps (ANIMAL FEED)	119.33		
33. Food Donations	788.26		
34. Fats, Oils, Grease	362.582		

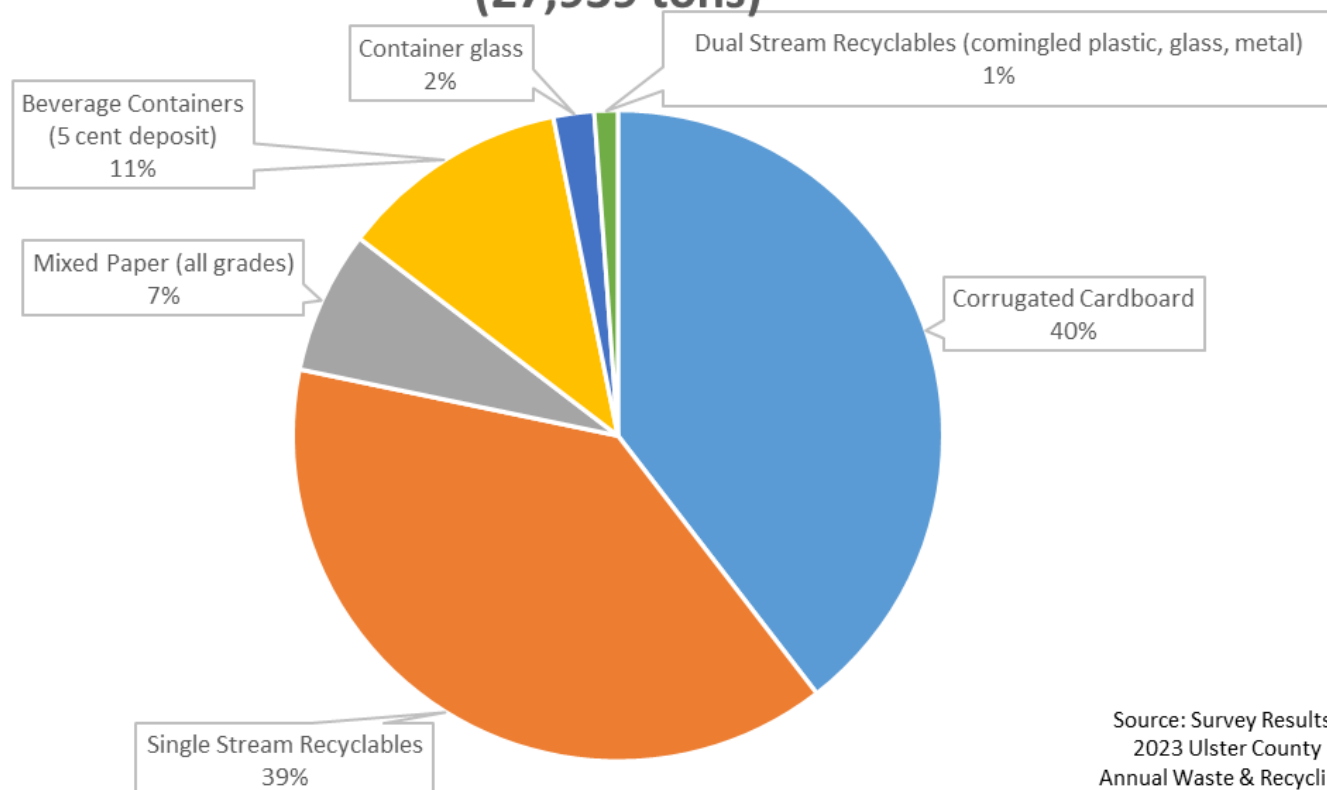
2023 Ulster County Annual Waste & Recycling Report Survey Results

Executive Summary

35. Yard Wastes (Brush, Branches, Trees, Stumps)	6767.24		
36. Wood Pallets (for composting)	132		
37. Leaves/Grass	1411.36		
38. Animal Manure	612		
<i>UCRRA Animal Mortalities</i>	12.3		
<i>OTHER UCRRA BIOSOLIDS COMPOSTING</i>	3847.3		
39. Compost Produced (cy or tons)	9454	13889.07	C & D RECYCLING & RECOVERY
40. Brick, Concrete, Masonry Materials	2748.24		
41. Plaster, drywall, non-asbestos insulation, etc.	0		
42. Clean Uncontaminated Soil & Rock	0		
<i>Other C& D Recycling</i>	11140.83		
43. Other (specify type)	43.88	51.6	OTHER
44. Other (specify type)	7.717		

6. GRAPHICS SUMMARY

Ulster County Regulated Recyclables 2023 (27,939 tons)

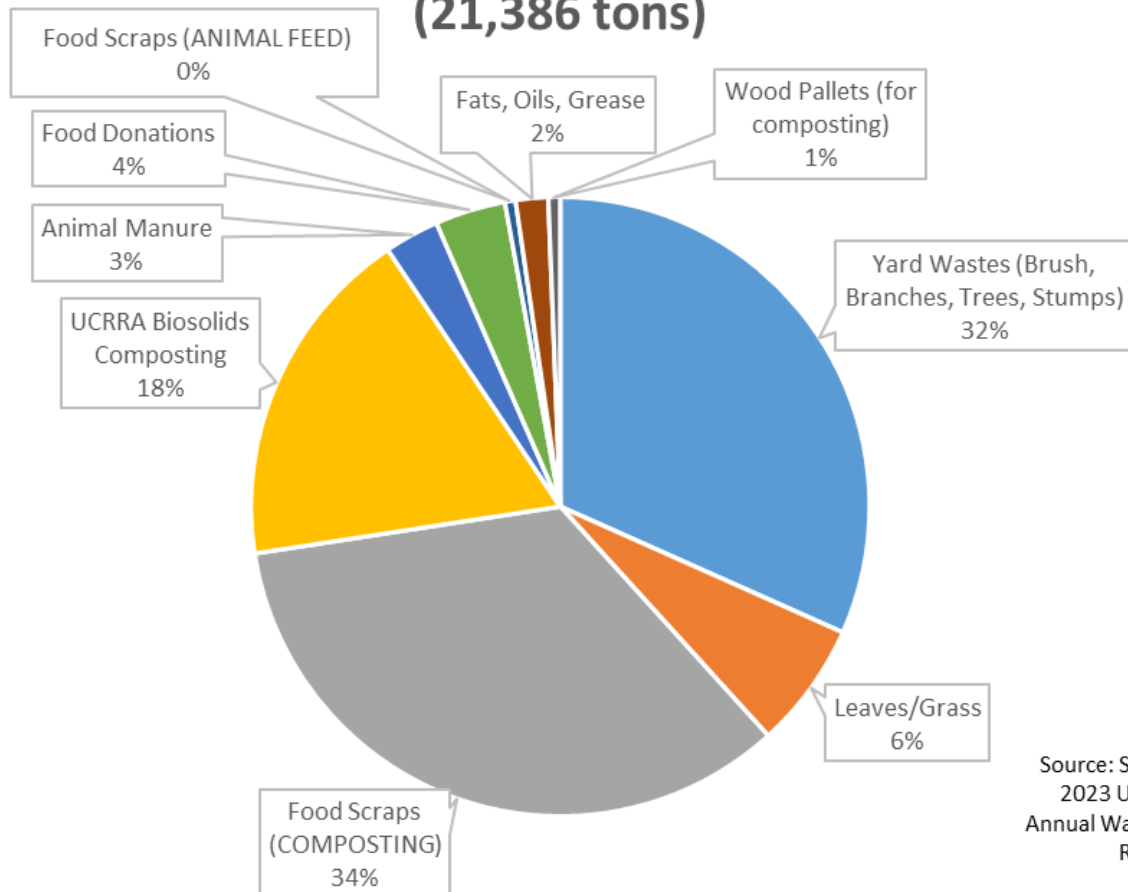


Source: Survey Results
2023 Ulster County
Annual Waste & Recycling
Report

2023 Ulster County Annual Waste & Recycling Report Survey Results

Executive Summary

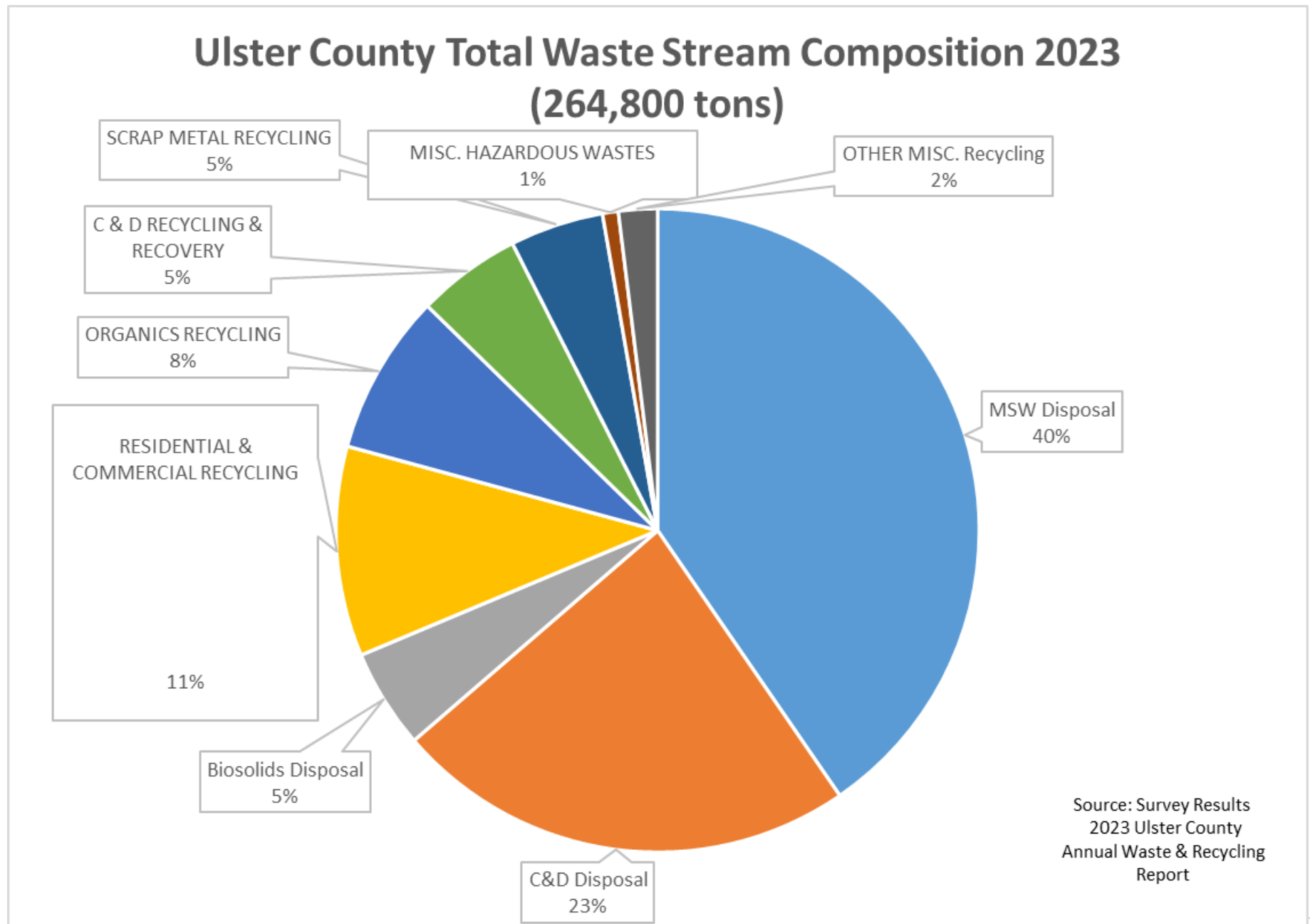
Ulster County Organics Reuse & Recycling 2023 (21,386 tons)



Source: Survey Results
2023 Ulster County
Annual Waste & Recycling
Report

2023 Ulster County Annual Waste & Recycling Report Survey Results

Executive Summary



2023 Ulster County Annual Waste & Recycling Report Survey Results

Executive Summary

DATA SOURCES

In addition to UCRRA tonnages, the data presented in this document derives from survey responses submitted by the following entities:

CAT	NAME	STREET ADDRESS	CITY STATE ZIP
AG	Catskill Animal Sanctuary	316 Old Stage Road	Saugerties NY 12477
AG	HITS Inc	454 Washington Ave Ext.	Saugerties NY 12477
AUTO	Casings, Inc.	PO Box 731, 169 Maple Ave	Catskill, NY 12414
AUTO	Jiffy Lube (Premium Velocity Auto)	<u>1091 Ulster Ave</u>	Kingston, NY 12401
AUTO	Lakin Tire	220 Frontage Road	West Haven, CT 06516
AUTO	Lynch Auto Parts	37-39 Saint James St	Kingston, NY 12401
AUTO	Service Tire Truck Center	1166 Route 9W	Marlboro, NY 12542
AUTO	VanKleeck's Tire	1987 Route 9W, PO Box 617	Lake Katrine, NY 12449
AUTO	Woodys Auto Parts Inc. /Royal Use Parts	92 Woody Lane	Ellenville NY12428
BEV	209 Discount Beverages	12 Spruce St,	Kerhonkson, NY 12446
BEV	Beer Store II, The	3160 Rte 9W,	Saugerties, NY 12477
BEV	Brooklyn Bottling of Milton NY	643 South Road / 1900 Linden Blvd	Milton NY 12547 / . Brooklyn, NY 11207
BEV	Dutchess Beer Distributors	PO Box 3289	Poughkeepsie, NY 12603
BEV	Tuthilltown Spirits, LLC	14 Gristmill Ln P.O. BOX 320	Gardiner NY 12525
EDU	Cornell Cooperative Extension Ulster	232 Plaza Road	Kingston NY
EDU	Ellenville Central School District	28 Maple Avenue	Ellenville, NY 12428
EDU	Highland Central School District	320 Pancake Hollow Road	Highland, NY 12528

2023 Ulster County Annual Waste & Recycling Report Survey Results

Executive Summary

EDU	Kingston City School District	21 Wynkoop Place	Kingston, NY 12401
EDU	Marlboro Central School District	52 Cross Road	Marlboro, NY 12542
EDU	New Paltz Central School District	196 Main Street	New Paltz, NY 12561
EDU	Onteora Central School District	4166 State Route 28	Boiceville, NY 12412
EDU	Rondout Valley Central School District	122 Kyersike Road	Accord, NY 12404
EDU	Saugerties Central School District	Call Box A	Saugerties, NY 12477
EDU	SUNY New Paltz	1 Hawk Drive, Service Bldg. #11	New Paltz, NY 12561
EDU	SUNY Ulster County Community College	491 Cottekill Road/Stone Ridge Campus	Stone Ridge, NY 12484
EDU	Ulster BOCES	175 Route 32N	New Paltz, NY 12561
EDU	Wallkill Central School District	PO Box 310/19 Main Street	Wallkill, NY 12589
EDU	Woodstock Day School	1430 Glasco Turnpike	Saugerties, NY 12477
FOOD	Adams Fairacre Farms	1560 Ulster Ave.	Kingston NY
FOOD	ALDI	295 Rye Street / 1200 North Kirk Road	South Windsor, CT 06074 / Batavia, IL 60510-1477
FOOD	Applebees Bar & Grill (T.L. Cannon Management Corporation)	1171 Ulster Ave 180 Lawrence Bell Drive, Suite 100	Kingston, NY 12401 / Williamsville, N.Y. 14221
FOOD	Bimbo Bakeries Usa, Inc	150 Boulder Drive	Breinigsville, PA 18031
FOOD	Boice Brothers Dairy, Inc. - HVF Bottling LLC	36 Oneil St	Kingston NY 12401
FOOD	Boiceville Supermarket (B L M N Enterprise Inc.)	4099 NY-28,	Boiceville, NY 12412
FOOD	Bread Alone Bakeries	2121 Ulster Avenue	Lake Katrine, NY 12449
FOOD	Caraway Tea Company LLC	271 Upper North Road	Highland NY 12528-2615
FOOD	Deising's Bakery & Pastry Shop, Inc	109 N Front St Ste 117	Kingston NY
FOOD	Dietz Stadium Diner	127 N Front St	Kingston NY 12401

2023 Ulster County Annual Waste & Recycling Report Survey Results

Executive Summary

FOOD	Duso Food Service Distributors West End Dairy	6055 NY-52,	Ellenville, NY 12428
FOOD	Emanuel's Supermarket (Mytown Markets)	PO Box 376	Stone Ridge NY
FOOD	Family of Woodstock	39 John Street	Kingston, NY 12401
FOOD	Freskeeto Frozen Foods Inc	8019 United States Rte 209,	Ellenville, NY 12428
FOOD	Hannaford Stores	145 Pleasant Hill Road	Scarborough, ME 04074
FOOD	Hudson River Fruit Distributors	65 Old Indian Rd	Milton NY 12547
FOOD	Hudson Valley Hospitality Inc (dba. Main Course Catering + Marketplace)	175 Main St.	New Paltz, NY 12561
FOOD	JBS Solution dba MOPAC	PO Box 64395	Souderton, PA 18964
FOOD	McDonalds (Bennett LK Enterprises LLC)	5153 N Main St	Ellenville NY 12428
FOOD	McDonalds (Lizam Restaurant Corp)	261 Main Street	New Paltz
FOOD	Mother Earth Store House (Healthy Choice Markets 3, LLC)	249 Main Street	Saugerties, NY 12477
FOOD	Organic Nectars, Inc.	162 Malden Tpke Bldg 5	Saugerties NY 12477
FOOD	P&Gs (M.C. & E.D. Beck Inc.)	91 Main St,	New Paltz, NY 12561
FOOD	Peoples Place	17 St. James Street	Kingston, NY 12401
FOOD	Plaza Diner	271 Main Street Plaza Diner,	New Paltz, NY 12561
FOOD	Price Chopper	501 Duanesburg Road	Rotterdam, NY 12306
FOOD	Shop Rite Supermarkets Inc. (Ellenville, New Paltz, Kingston)	801 Miron Lane, 258 Main Street	Kingston NY, New Paltz NY, Ellenville
FOOD	Sunflower Natural Foods Market	75 Mill Hill Rd	Woodstock NY 12498
FOOD	Tops Markets Store # 532	271 Main St,/: Consumer Affairs PO Box 1027	New Paltz, NY 12561/ Buffalo, NY 14240- 1027
FUEL ENERGY	AAA Fuel Service Inc.	1007 Rt 28	Kingston, NY 12401

2023 Ulster County Annual Waste & Recycling Report Survey Results

Executive Summary

FUEL ENERGY	AFCO Fuel LLC	40 South Manor Ave,	Kingston
FUEL ENERGY	Bottini Fuels	240 Ulster Ave	Saugerties NY, 12477
FUEL ENERGY	Central Hudson	284 South Ave.	Poughkeepsie, NY 12602
FUEL ENERGY	Empire Fuel	P O BOX 492, 385 Vineyard Ave	Wappingers Falls NY 12590 Highland NY 12528
FUEL ENERGY	HOP ENERGY d.b.a. Kosco-Heritage	625 Sawkill Road	Kingston, NY 12401
HAULER	AW Coon & Sons, Inc.	412 Route 199	Red Hook, NY 12571
HAULER	City of Kingston	25 East O'Reilly Street	Kingston, NY 12401
HAULER	Community Compost Company	PO Box 1254	New Paltz, NY 12561
HAULER	Cottage Carting dba Marangi Disposal, Inc.	PO Box 398	Middletown, NY 10940
HAULER	County Waste - Ulster, LLC (Waste Connections)	P.O. Box 431	Clifton Park, NY 12065
HAULER	Darling International	825 Willson Avenue	Newark, NJ 07105
HAULER	Denali (formerly Organix)	3308 Bernice Ave,	Russellville, AR 72802
HAULER	Green State Services Corp.	83 S. Putt Corners Road	New Paltz, NY 12561
HAULER	Interstate Waste	300 Frank W Burr Blvd Ste 39	Teaneck NJ 07666
HAULER	Kingston Roll-Offs	715 Abeel Street	Kingston, NY 12401
HAULER	Lamela Sanitation	PO Box 507	Marlboro, NY 12542
HAULER	Liberta Brothers, Inc.	PO Box 541	Pine Pains, NY 12567
HAULER	Mid-Hudson Structural dba Recycle Depot	230 Van Wagner Road	Poughkeepsie, NY 12603
HAULER	Nieco Container Corporation	PO Box 67	Milton, NY 12547
HAULER	Pine Plains Refuse	PO Box 703	Pine Pains, NY 12567
HAULER	Recycling Crushing Technology, Inc. (Blacktop Maintenance	27 Commerce Street	Poughkeepsie, NY 12603
HAULER	Royal Carting Service Co.	PO Box 1209	Hopewell Junction, NY 12533

2023 Ulster County Annual Waste & Recycling Report Survey Results

Executive Summary

HAULER	Solid Waste Disposal Service	PO Box 250	Bloomington, NY 12411
HAULER	Taylor-Montgomery	350 Neelytown Road	Montgomery, NY 12549
HAULER	Top Quality Sealcoat	5188 Rte. 209	Accord, NY 12404
HAULER	Washington Estate Transport, Inc.	51 Josephine Avenue	Rosendale, NY 12472-9729
HAULER	Waste Management	264 Old Flatbush Rd	Kingston, NY 12401
HAULER	Welsh Sanitation Service Co.	PO Box 1209	Hopewell Junction, NY 12533
HOSP	Ellenville Regional Hospital	10 Healthy Way	Ellenville, NY 12428
HOSP	Health Alliance Hospital	105 Marys Avenue	Kingston NY 12401
HOSP	Hudson Valley Rehab	260 Vineyard Ave	Highland, NY 12528
HOSP	Northeast Center for Special Care	300 Grant Avenue	Lake Katrine, NY 12449
HOSP	Taconic Rehabilitation and Nursing at Ulster	1 Wingate Way	Highland, NY 12528
HOSP	Ten Broeck Commons	1 Commons Drive	Lake Katrine, NY 12449
HOTEL	Americas Best Value Inn	7 Terwilliger Lane	New Paltz, NY 12561
HOTEL	Belleayre Mountain Ski Center	PO Box 313	Highmount, NY 12441
HOTEL	Best Western Plus (Kingston Motel Corp)	503 Washington Avenue	Kingston NY
HOTEL	Comfort Inn	2790 Route 32	Saugerties, NY 12477
HOTEL	Courtyard by Marriot (Marriot International Inc.)	500 Frank Sottile BLVD	Kingston NY
HOTEL	Diamond Mills Hotel & Tavern	319 Main Street	Saugerties, NY 12477
HOTEL	Emerson Resort & Spa	5340 Route 28	Mt. Tremper, NY 12457
HOTEL	Holiday Inn Express	1835 Ulster Avenue	Lake Katrine, NY 12449
HOTEL	Rocking Horse Ranch (Tee Bar Corp.) dba Rocking Horse Ranch	600 Rte. 44/55	Highland, NY 12528
HOTEL	Skyview Mexican Restaurant "	239 Forest Hill Dr	Kingston NY

2023 Ulster County Annual Waste & Recycling Report Survey Results

Executive Summary

HOTEL	Smiley Bros., Inc - Mohonk Mounatin House	1000 Mountain Rest Road	New Paltz, NY 12561
INDUST	AMETEK Rotron /Airtechnology Products	55 Hasbrouck Lane	Woodstock, NY 12498
INDUST	Arconic Fastening Systems (Howmet Aerospace)	1 Corporate Drive	Kingston NY
INDUST	Callahan Industries	677 Flatbush Rd,	Kingston, NY 12401
INDUST	Fehr Bros Industries, Inc.	895 KINGS HWY	SAUGERTIES, NY 12477
INDUST	LHV Precast	540 Ulster Landing Road	Kingston, NY 12401
INDUST	N.E. Solite	962 Kings Hwy OR PO Box 437 Mt. Marion, NY 12456	Saugerties, NY 12477
INDUST	Optimum Window Manufacturing Corp.	28 Canal Street	Ellenville, NY 12428
INDUST	Viking Industries Inc.	89 S Ohioville Rd,	New Paltz, NY 12561
INDUST HAZ	Stericycle	Rotterdam Industrial Park Bldg 1	Rotterdam NY 12306
REC	A Messina and Sons	19 Orchard Drive	Gardiner, NY 12525
REC	American Lamp Recycling	55 Riverview Drive	Marlboro, NY 12542
REC	Argenio Brothers, Inc.	2 Argenio Drive	New Windsor, NY 12553
REC	Arold Construction Co., Inc.	51 Powder Mill Bridge Rd	Kingston, NY 12401
REC	Brainstorm Computers and Technology	194 West Kerleys Road	Tivoli, NY 12583
REC	CANOS Scrap Metal	1083 Kings Hwy.	Saugerties, NY 12477
REC	Church Communities NY Inc. dba Maple Ridge Bruderhoff	10 Hellbrook Lane	Ulster Park, NY 12487
REC	E-Waste +	7318 Victor-Mendon Road	Victor, NY 14564
REC	Earl B Feiden Appliance	661 Broadway	Kingston NY 12401
REC	East Penn Manufacturing	102 Dekka Road	Lyon Station, PA 19536
REC	Greenway Environmental Services	PO Box 322	Clintondale, NY 12515
REC	Habitat for Humanity	406 NY-28,	Kingston, NY 12401
REC	Interstate Battery (AVS Distr.)	192 Greenkill Ave	Kingston, NY 12401

2023 Ulster County Annual Waste & Recycling Report Survey Results

Executive Summary

REC	Interstate Refrigerant	PO Box 517	Foxboro, MA 02035
REC	Iron Mountain Secure Destruction	One Federal Street	Boston, MA 02210
REC	Legal Shred	1014 Grand Blvd., Ste. 6	Deer Park, NY 11729
REC	Luzon Environmental Services	PO Box 1070	Woodridge, NY 12789
REC	National Lamp Recycling, Inc.	PO Box 680 NLR Inc. 256 East Main St	East Windsor, CT 06088
REC	Planet Aid	3 Lincoln Drive	Fairfield, NJ 07004
REC	Recoverers of Manufactured Products	313B North Street	Middletown, NY 10940
REC	Republic Services - ReCommunity (formerly Hudson Baylor)	508 Fishkill Ave.	Beacon, NY 12508
REC	Rock Solid Provisions	P.O. Box 731	Catskill, NY 12414
REC	Safety-Kleen Systems, Inc.	1502 E. Villa St. 2nd Floor	Elgin, IL 60120
REC	Sims Metal Management	820 Route 211 E	Middletown, NY 10940
REC	USagain	18 Sargent Place	Mt. Vernon, NY 10550
REC	Vaz-Co Reclaiming	PO Box 1518	Highland, NY 12528
REC	Veolia ES Technical Solutions	PO Box 10	W. Bridgewater, MA 02379
REC	Village Construction Company	2517 Rte. 44	Salt Point, NY 12578
REC	West Kingston Recycling	642 Abeel Street	Kingston, NY 12401
REC	West Rock CP	3169 Holcomb Bridge Rd	Atlanta, GA 30071
REC	Zumtobel Staff Lighting	3300 Route 9w	Highland, NY 12528
RETAIL	Boost Mobile (Broadway Link)	610 Broadway	Kingston, NY 12401
RETAIL	Herzog Home Center - Kingston Plaza	PO Box 3328	Kingston, NY 12402
RETAIL	Hudson Valley Mall (Hull Property Group)	1300 Ulster Avenue Suite #310	Kingston, NY 12401
RETAIL	Kohls	800 Miron Ln	Kingston NY
RETAIL	Lowe's of Lloyd #2326	1000 Lowe's Blvd.	
RETAIL	Lowe's of Ulster #0524	1000 Lowe's BLVD	Mooreville, NC 28117
RETAIL	Petsmart #1098	501 Frank Sottile Blvd Quest Resource	Kingston, NY 12401

2023 Ulster County Annual Waste & Recycling Report Survey Results

Executive Summary

		Management Group PO Box 560261, The Colony, TX 75056	
RETAIL	Raymour & Flanigan	401 Frant Sottile Blvd	Kingston NY 12401
RETAIL	Staples #0242	1399 Ulster Avenue	Kingston NY
RETAIL	Stewart's Shops	PO Box 435	Saratoga Springs, NY 12866
RETAIL	Target	33 south 6th Street	Minneapolis, MN 55403
RETAIL	The Salvation Army	570 Main Street, 1399 Ulster Ave Kingston	Poughkeepsie, NY
RETAIL	The Salvation Army - Social Services OFFICE	35 Cedar Street	Kingston NY
RETAIL	Ulster Publishing	PO Box 3329	Kingston, NY 12402
RETAIL	Walmart	SEND BY EMAIL	
SPORT	Cantine Veterans Sports Complex & Kiwanis Ice Arena	Cantine Veterans Memorial Complex Washington Ave Ext.	Saugerties NY
SPORT	Headless Horseman Hayrides and Haunted Houses (Magic Moon Farm)	778 Broadway (Route 9W)	Ulster Park NY 12487
SPORT	Hudson Valley Sportsdome	240 Milton Turnpike	Milton NY
SPORT	Neighborhood 209 (Skate Time Upstate Partners LLC)	5164 Route 209	Accord NY
SPORT	Patel's Kingston Lanes (Bowling)	644 E Chester St	Kingston NY
MUNI	Ulster County Department of Public Works	317 Shamrock Ln	Kingston, NY 12401
MRDC	Town of Denning Transfer Station,	Town Barn, 1567 Denning Road,	Claryville, NY 12725
MRDC	Town of Esopus Transfer Station,	70 West Shore Drive,	West Park NY
MRDC	Town of Gardiner Transfer Station,	PO Box 1	Gardiner, NY 12525
MRDC	Town of Hardenburgh Transfer Station	55 Rider Hollow Road	Arkville NY 12406

2023 Ulster County Annual Waste & Recycling Report Survey Results

Executive Summary

MRDC	Town of Hurley Transfer Station	PO Box 569	Hurley, NY 12443
MRDC	Town of Lloyd Transfer Station	12 Church Street	Highland, NY 12528
MRDC	Town of Marbletown Transfer Station	PO Box 217	Stone Ridge, NY 12484
MRDC	Town of Marlborough Transfer Station	21 Milton Turnpike, Ste. 200	Milton, NY 12547
MRDC	Town of New Paltz Transfer Station,	PO Box 550, 3 Clearwater Rd	New Paltz, NY 12561
MRDC	Town of Olive Transfer Station	PO Box 180	West Shokan, NY 12494
MRDC	Town of Plattekill Transfer Station	PO Box 45	Modena, NY 12548
MRDC	Town of Rochester Transfer Station,	PO Box 65	Accord, NY 12404
MRDC	Town of Rosendale Transfer Station,	1915 Lucas Avenue	Cottkill, NY 12419
MRDC	Town of Saugerties Transfer Station	4 High Street	Saugerties, NY 12477
MRDC	Town of Shandaken Transfer Station,	PO Box 134	Shandaken, NY 12480
MRDC	Town of Shawangunk Transfer Station	PO BOX 247	Wallkill, NY 12589
MRDC	Town of Ulster Transfer Station,	900 Miron Lane,	Kingston NY 12449
MRDC	Town of Wawarsing Transfer Station	PO Box 671	Wawarsing, NY 12428