

ULSTER COUNTY ANNUAL SOLID WASTE AND RECYCLING REPORT SURVEY RESULTS

EXECUTIVE SUMMARY

2024




TABLE OF CONTENTS

Introduction.....	3
1. Executive Summary	4
2. Methodology	6
3. Response Rate	8
4. Assumptions	9
5. Waste Characterization data.....	10
6. Graphics summary.....	14
7. Data sources	17

INTRODUCTION

The Ulster County Resource Recovery Agency (UCRRA) is the solid waste planning unit for the County of Ulster and is responsible for maintaining and updating a Local Solid Waste Management Plan (LSWMP). The LSWMP includes requirements for collecting waste characterization data on an annual basis for evaluative and long term planning purposes.

The UCRRA administers an **Annual Waste and Recycling Report Survey** to collect and analyze metrics from “large waste generators” within the County or those who accept solid waste or recyclables generated from within the planning unit. These efforts are helpful for creating a more comprehensive understanding of the total waste stream and the management of various wastes, including regulated recyclables. The data collected can be useful to broadly estimate total waste generation, diversion rates, and recycling or composting rates.

The hundreds of large waste generators surveyed represent various business sectors including but not limited to: grocery stores, retail outlets, scrap metal recovery facilities, waste and recycling haulers, municipal recycling drop off centers, educational institutions, healthcare facilities, and other specialized large waste generators.

The information presented in this document represents both scale weight data (if available) and weight estimates based on survey responses. Please note that these survey responses are self-reported and unverified in most cases. It should be noted that the contact list for this report and the total number of surveys collected may vary significantly from year to year. The methods used by respondents for measuring or estimating total weights and volumes, and other limitations, may contribute to inaccuracy or incompleteness of this dataset. Therefore, the Agency acknowledges that this report should not be used or represented without acknowledging these limitations with great consideration, and that the information presented should not be used out of context in any part of subpart of this report.

The enclosed Annual Waste & Recycling Report data analysis, and all other related documents, have been prepared by:

Angelina Brandt, UCRRA Director of Sustainability

1. EXECUTIVE SUMMARY

*All results presented in this document refer to reporting year
January 1st – December 31st 2024.*

40% Overall
Landfill
Diversion Rate

21%
Recycling
Rate

17%
Composting
Rate

Based on survey results, the total waste stream generated in Ulster County is estimated to be **293,397 tons**, including municipal solid waste (MSW), construction and demolition debris (C&D), biosolids, regulated recyclable materials, organics, scrap metal, electronics, hazardous wastes, and various other waste subcategories. Of the **293,397 tons** of all waste, **116,155 tons** was diverted from landfill disposal through various recycling and composting efforts. **Based on these survey results, it can be inferred that Ulster County had a 40% Diversion Rate in 2024.** *Note: This includes both residential and commercial waste sources.*

UCRRA managed approximately **104,462 tons** of municipal solid waste (MSW). Additionally, commercial and residential programs recovered **28,507 tons** of regulated recyclable materials (plastic bottles, jars, jugs, tubs, metal cans, paper, cardboard, glass and other beverage containers). Of the **28,507 tons** of recyclables, **13,374 tons** were reported as mixed single stream, or unsorted recyclables. The remaining recyclables were collected using various levels of source separation. Of the **28,507 tons** of total recyclables, approximately **11,288 tons** was source separated corrugated cardboard, largely from commercial sources, making up the second largest material component of the total recycling stream measured by the survey responses. Mixed paper was the third largest category of this recycling stream measured, at **2,523 tons**. **Based on these survey results, it can be inferred that Ulster County had an estimated 21% Recycling Rate in 2024, when measured against the municipal solid waste only.** *Note: This includes residential and commercial sources combined. The recycling rate equals the quotient of all regulated recyclable materials measured, and the sum of all municipal solid waste (MSW) plus all regulated recyclable materials measured.*

In addition to regulated recycling, **21,486 tons** of organic materials were managed by composting, animal feeding operations, oil/fats rendering, anaerobic digestion, or through food

2024 Ulster County Annual Waste & Recycling Report Survey Results

Executive Summary

donation initiatives. Of the **21,486 tons** of organic materials documented by the survey, **6,770 tons** were source separated food scraps, making up the largest component of this organics recovery category, though a fraction of this material is understood to be generated out of county. Yard wastes represented the next largest category, at **4,847 tons** (brush, tree trunks, grass clippings, etc.). Distinctly within this organics recovery category, UCRRA diverted **3,258 tons** of biosolids to a composting operation, representing the third largest component of all organics recycling measured. **Based on these survey results, it can be inferred that Ulster County had a 17% Composting Rate in 2024. Note: This does NOT include residential participation in backyard composting or community gardens, which is not measured by this survey. The composting rate is calculated as the quotient of all organics recycling measured, and the sum of all municipal solid waste plus all organics recycling measured.**

When recycling and composting are combined, which is very common and useful in solid waste analytics, this results in a **32% total recycling and composting rate**. Note: The total recycling and composting rate is calculated as the quotient of the sum of all regulated recycling and organics recycling measured, with the sum of all municipal solid waste plus all regulated recycling and organics recycling measured.

Of the 293,397 tons of waste that were measured by the survey, the Ulster County Resource Recovery Agency managed 160,046 tons of materials, or 55% of the total waste stream recorded by this report.



2. METHODOLOGY

Approximately two hundred and seventy three (**273**) unique facilities received requests to complete the 2023 Annual Waste & Recycling Report. It should be noted that often, a single point of contact represents multiple facilities (example: School Districts, Grocery Store Chains, etc.). Entities surveyed represent various sectors including grocery stores, retail outlets, scrap metal recovery facilities, waste and recycling haulers, municipal recycling drop off centers, educational institutions, healthcare facilities, and other large waste generators. The contact list for this report may vary significantly from year to year as new contacts may be added, removed, or re-categorized for various reasons.

A standard memo with detailed instructions was sent to all recipients. The memo included volume to weight conversion factors for every type of waste listed, which standardized methods for estimating weights when exact tonnages were unknown. It should be noted that the weights reported are unverified, self-reported tonnages.

Emailed notices were sent and tracked electronically via a Google Mail Merge system beginning January 3rd 2025. Where necessary, notices were also sent via fax or direct mailings to physical addresses if email addresses were not available. Extensive efforts were made by the UCRRA to collect completed forms.

Additional emailed notices were sent at the end of January, mid and end of February 2025 to all contacts that hadn't responded. Near the deadline, staff also followed by direct phone calls to ensure communications were reaching the appropriate contacts. Despite these efforts, the Agency recognizes the data presented is limited by response rate and accuracy of data.

As reports were received, the Director of Sustainability tracked responses in a master contact list, then entered responses into an Excel database organized by generator type subcategories (Retail, Education, Hospital, etc.). For each entry in the database, the generator name and location were recorded, along with the types of material(s) reported, the tonnage of each material reported, and the final disposal/recycling destination for each material reported. The list of material types is standardized on all spreadsheet tabs, which supports the final calculations.

A totals column sums all entries within each material type category, representing the total waste generation within that generator type (example: total tons cardboard from all Retail Stores). Then, an adjusted total is calculated to eliminate double-counting tonnages from other generator types. This is necessary because the weights reported by the end-recycler should always supersede other entries that referenced a particular destination (example: total tonnage reported by the hauler is preferred over adding up the sum of all tonnages reported by all their customers). The data submitted by the end-recycler is typically a more reliable number. For database

2024 Ulster County Annual Waste & Recycling Report Survey Results

Executive Summary

management, any entries that would be included towards the adjusted total were left as black-colored text in the database, while entries that would be backed out (subtracted) from the total calculations were marked as red-colored text so they could be easily identified and subtracted. Simple Excel functions were used to calculate totals within each generator type. Then, totals were transferred to an Executive Summary, which represented all of the adjusted totals from the entire workbook, ensuring nothing was counted twice. It should be noted that these summaries by sector do not represent total waste generation by sector and are only useful for the purpose of not double counting any of the wastes captured in the survey analysis.

For the purpose of this report:

Waste Generation = Total sum of all waste streams reported

Diversion rate =

$$\frac{\text{Total sum of waste that was recovered for the purpose of reuse or recycling}}{\text{Total Waste Generation}}$$

Recycling rate =

$$\frac{\text{Sum of all regulated recyclable materials reported}}{\text{Total Municipal Solid Waste stream} + \text{regulated recyclable materials reported}}$$

Recycling & Composting rate =

$$\frac{\text{Sum of all regulated recyclable materials and organics reported}}{\text{Total Municipal Solid Waste stream} + \text{regulated recyclable materials} + \text{organic materials reported}}$$

3. RESPONSE RATE

Of the three hundred facilities contacted, the total overall response rate in 2024 was sixty-one percent (61%); a total of one hundred and eighty three facility reports were received. The response rates for each generator type (tabulated below) should be considered when interpreting the survey results. The Agency can seek to improve response rates in the future by committing more compliance-related resources and staff to these annual reporting efforts, noting that failure to report is considered an unlawful act per local law.

Facility Type	Response Rate
Municipal Recycling Drop Off Centers	100%
Municipal Buildings	100%
Haulers	83%
Automotive	75%
Educational Institutions	69%
Hotel/Hospitality	69%
Miscellaneous Recycling-Related Businesses	68%
Hospitals/Healthcare	63%
Industrial/Manufacturing	60%
Energy/Fuel	54%
Retail	53%
Sporting	50%
Food-Related Businesses	49%
Beverage Industry	27%
Agricultural	14%
Law Enforcement Centers	25%

4. ASSUMPTIONS

The facilitator of this report emphasizes the following assumptions about these survey results:

1. The survey responses represent the waste characterization of the facilities being surveyed, to the best of the ability of the persons completing the reports.
2. The information presented in this document demonstrates both scale weight data (if available) and estimates. There are limitations to the accuracy of this data including the total number of facilities surveyed, which varies from year to year; the response rate for each generator type category; methods used by respondents for measuring or estimating total weights and volumes; and other limitations that may contribute to inaccuracy or incompleteness of the dataset.
3. Volume to weight conversion factors were provided in a memo, were consistently utilized to the greatest extent, and the conversion factors are believed to be accurate based on available data.
4. Low response rates lead to data gaps that should be considered when interpreting these survey results. Response rate may be due to various factors (emails bounce/junk, outdated contacts, effect of new facilities added each year, etc.)
5. This report cannot represent additional waste generators that the Agency has not yet identified or successfully surveyed.
6. The Agency surveyed some businesses located outside of Ulster County in cases where recyclables were transported to their facilities. The intent of the survey (to represent Ulster County waste only) was clearly communicated, though in some cases, it may not have been possible to subtract out-of-county data as a small fraction of the number they reported.

Therefore, the data presented in this report should not be represented without acknowledging these limitations and recommends that the information presented should not be used out of context in any subpart of this report.

5. WASTE CHARACTERIZATION DATA

MATERIAL	TOTALS		CATEGORY
1. MSW	105640.615	177,240.91	DISPOSAL
2. C&D DEBRIS	71325.24		
3. BIOSOLIDS	275.05		
4. Single Stream Recyclables	13374.54	28,507.07	RESIDENTIAL & COMMERCIAL RECYCLING
5. Mixed Paper (all grades)	2523.24		
6. Corrugated Cardboard	11288.44		
7. Container glass (all colors)	471.8		
8. Dual Stream Recyclables (comingled plastic, glass, metal)	489.551		
9. Beverage Containers (5 cent deposit)	359.5		
10. Film Plastics	85.09	85.09	FILM PLASTIC RECYCLING
11. Electronics (all types)	255.961	255.961	ELECTRONICS RECYCLING

2024 Ulster County Annual Waste & Recycling Report Survey Results

Executive Summary

12. Clothing, Shoes, & Textiles	517.879	517.879	TEXTILE RECYCLING
13. Tires	561.16	561.16	TIRE RECYCLING
14. Furniture, Misc. Bulk items (REUSE)	68.9406	862.6906	MISC. REUSE & DONATION
15. Wood Pallets (REUSE)	793.15		
Miscellaneous Reuse	0.6		
16. Fluorescent Lighting	20.89542	2,849.67	MISC. HAZARDOUS WASTES
17. Batteries (specify type)	289.535		
18. Antifreeze	139.98		
19. Motor Oil	795.3896		
20. Oil Filters	75.431		
21. Waste Fuels (specify type)	78.73		
22. Propane Tanks	16		
23. Bulk Liquids (specify type)	1173.21		
Agency HHW Program	27.3525		
PAINT	39.3		
Misc. Hazardous Wastes	8.047		

2024 Ulster County Annual Waste & Recycling Report Survey Results

Executive Summary

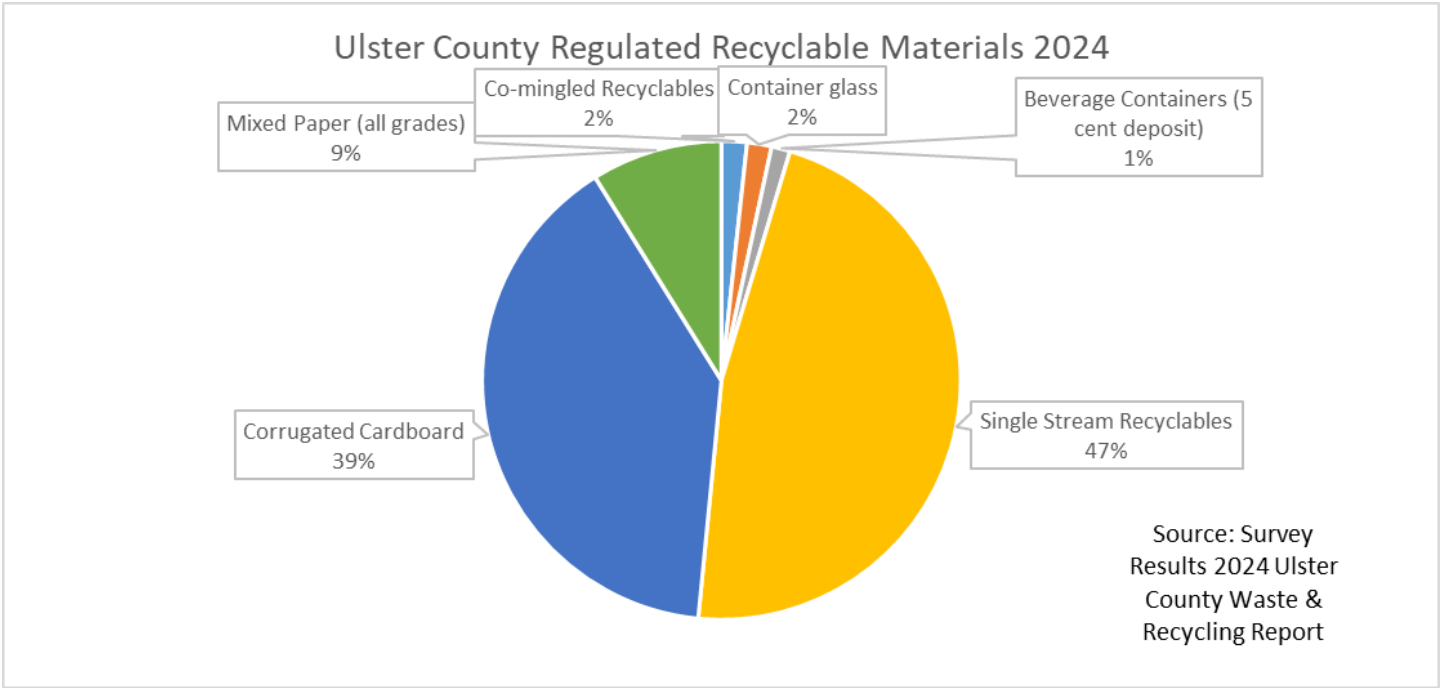
24. Pharmaceutical Waste (medications)	0		
25. Medical SHARPS (syringes, needles, etc.)	38.865		
26. Contaminated Soil	146.93		
27. Bulk metal (residential)	17597.43	28,159.07	SCRAP METAL RECYCLING
28. Ferrous metal	9579.27		
29. Nonferrous metal	931.47		
30. Freon appliances (air conditioners, refrigerators, etc.)	50.9		
31. Food Scraps (COMPOSTING)	6769.615	21,485.53	ORGANICS RECYCLING
32. Food Scraps (ANIMAL FEED)	82.45		
33. Food Donations	2610.4075		
34. Fats, Oils, Grease	385.86		
35. Yard Wastes (Brush, Branches, Trees, Stumps)	4847.99		
36. Wood Pallets (for composting)	84.38		
37. Leaves/Grass	455.3		
38. Animal Manure	2980		

2024 Ulster County Annual Waste & Recycling Report Survey Results

Executive Summary

Agency Biosolids Composting	3258.32		
Agency Mortality Composting	11.21		
39. Compost Produced (cy or tons)	4632.98		
40. Brick, Concrete, Masonry Materials (specify type)	32871.71		
41. Plaster, drywall, non-asbestos insulation, etc.	0	32,871.71	C & D RECYCLING & RECOVERY
42. Clean Uncontaminated Soil & Rock	0		

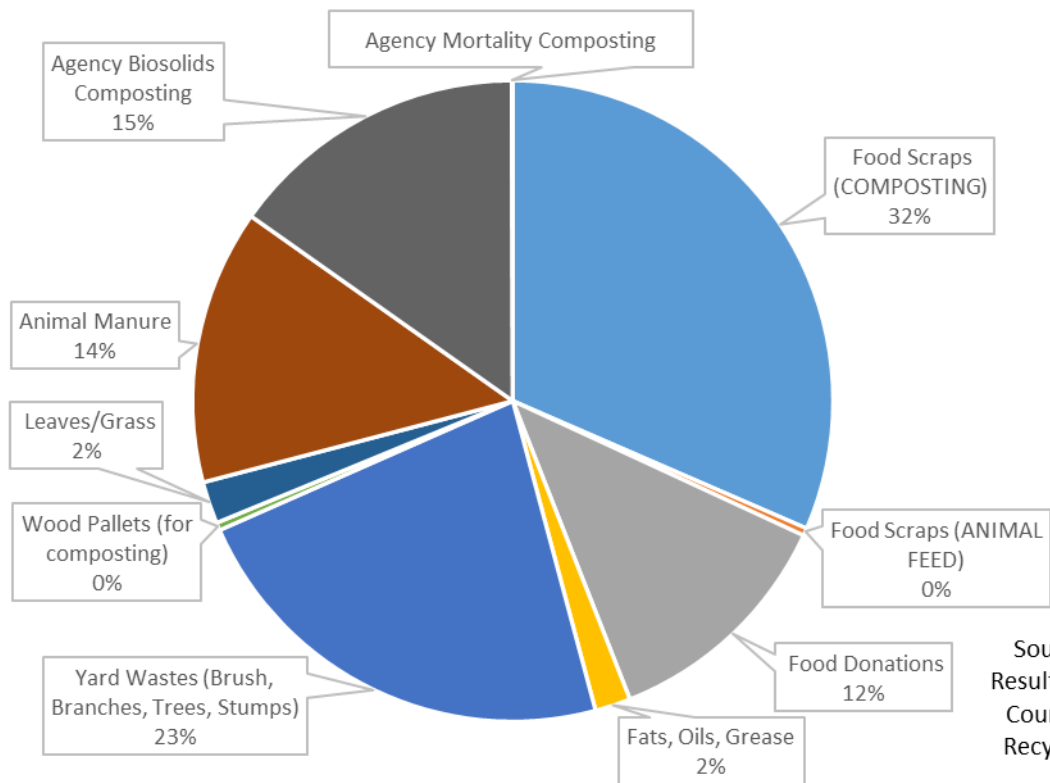
6. GRAPHICS SUMMARY



2024 Ulster County Annual Waste & Recycling Report Survey Results

Executive Summary

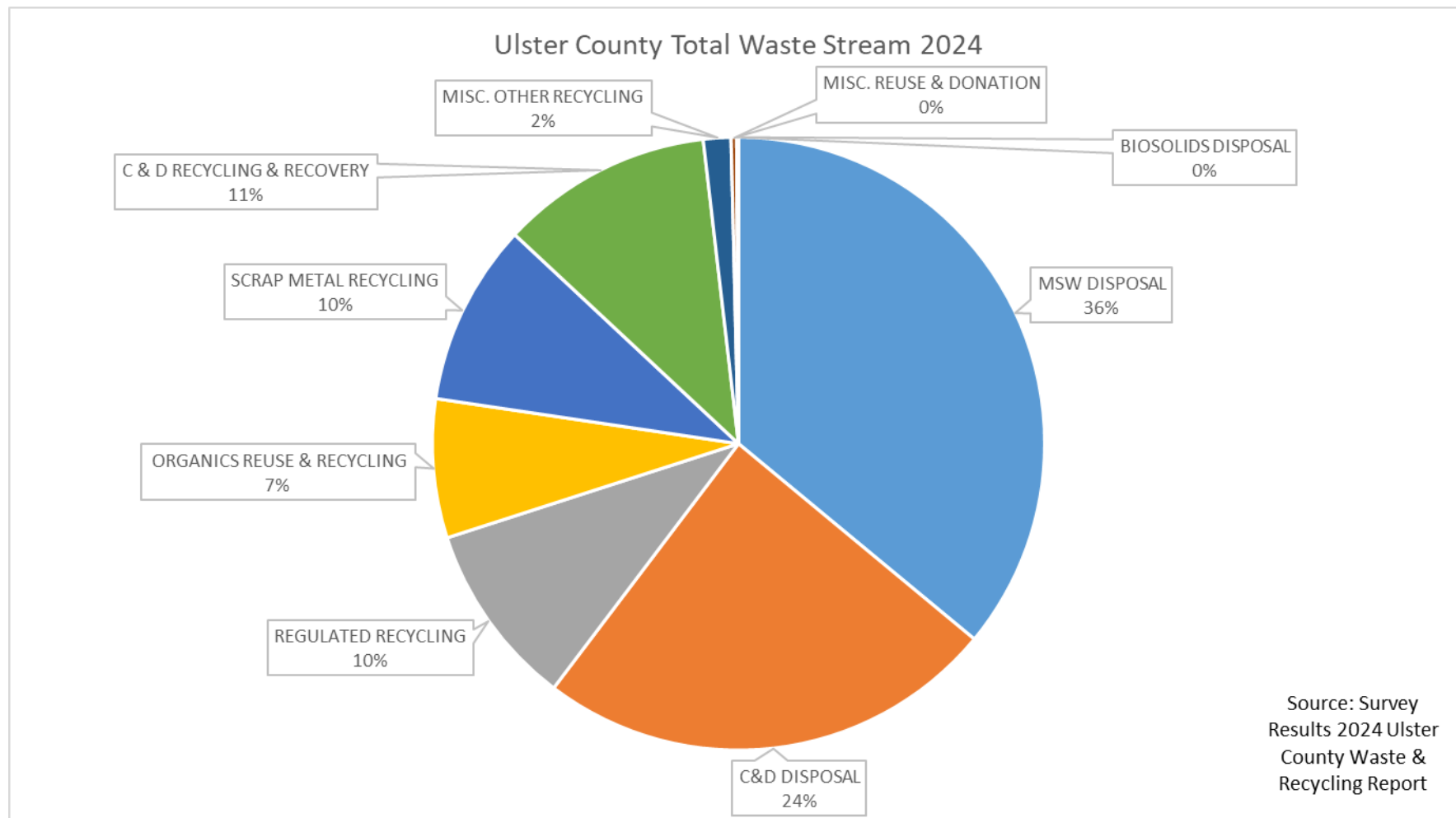
Ulster County Organics Reuse & Recycling 2024



Source: Survey
Results 2024 Ulster
County Waste &
Recycling Report

2024 Ulster County Annual Waste & Recycling Report Survey Results

Executive Summary



2024 Ulster County Annual Waste & Recycling Report Survey Results

Executive Summary

DATA SOURCES

In addition to UCRRA tonnages, the data presented in this document derives from survey responses submitted by the following entities:

AG	Rustic Ridge View Farm	15 Old Queens Highway	Kerhonkson NY
AUTO	Jiffy Lube/Hoffman Carwash	<u>1091 Ulster Ave</u>	Kingston, NY 12401
AUTO	Lakin Tire	220 Frontage Road	West Haven, CT 06516
AUTO	Lynch Auto Parts	37-39 Saint James St	Kingston, NY 12401
AUTO	Service Tire Truck Center	1166 Route 9W	Marlboro, NY 12542
AUTO	VanKleeck's Tire	1987 Route 9W, PO Box 617	Lake Katrine, NY 12449
AUTO	Woodys Auto Parts Inc. /Royal Use Parts	92 Woody Lane	Ellenville NY12428
BEV	209 Discount Beverages	12 Spruce St,	Kerhonkson, NY 12446
BEV	Beer Store II, The	3160 Rte 9W,	Saugerties, NY 12477
BEV	Brooklyn Bottling of Milton NY	643 South Road, Iberia Foods	Milton NY 12547
BEV	Tuthilltown Spirits, LLC	14 Gristmill Ln P.O. BOX 320	Gardiner NY 12525
EDU	Ellenville Central School District	28 Maple Avenue	Ellenville, NY 12428
EDU	Highland Central School District	320 Pancake Hollow Road	Highland, NY 12528
EDU	Kingston City School District	21 Wynkoop Place	Kingston, NY 12401
EDU	Marlboro Central School District	52 Cross Road	Marlboro, NY 12542
EDU	New Paltz Central School District	196 Main Street	New Paltz, NY 12561
EDU	Onteora Central School District	4166 State Route 28	Boiceville, NY 12412
EDU	SUNY New Paltz	1 Hawk Drive, Service Bldg. #11	New Paltz, NY 12561
EDU	SUNY Ulster County Community College	491 Cottekill Road/Stone Ridge Campus	Stone Ridge, NY 12484
EDU	Ulster BOCES	175 Route 32N	New Paltz, NY 12561
EDU	Wallkill Central School District	PO Box 310/19 Main Street	Wallkill, NY 12589
EDU	Woodstock Day School	1430 Glasco Turnpike	Saugerties, NY 12477
FOOD	Adams Fairacre Farms	1560 Ulster Ave.	Kingston NY

2024 Ulster County Annual Waste & Recycling Report Survey Results

Executive Summary

FOOD	ALDI	295 Rye Street Corporate - 1200 North Kirk Road Batavia, IL 60510- 1477	South Windsor, CT 06074
FOOD	Applebees Bar & Grill (T.L. Cannon Management Corporation)	1171 Ulster Ave (LOCAL), (COPR: 180 Lawrence Bell Drive, Suite 100 Williamsville, N.Y. 14221)	Kingston, NY 12401
FOOD	Aroma Thyme Bistro Inc.	165 Canal St	Ellenville NY
FOOD	Beet the Turnip LLC (Silvia Restaurant)	42 Mill Hill Rd	Woodstock NY 12498
FOOD	Bimbo Bakeries Usa, Inc	150 Boulder Drive	Breinigsville, PA 18031
FOOD	Boiceville Supermarket (B L M N Enterprise Inc.)	4099 NY-28,	Boiceville, NY 12412
FOOD	Bowery Dugout Inc.	857 Ulster Ave	Kingston NY 12401
FOOD	Bread Alone Bakeries	2121 Ulster Avenue	Lake Katrine, NY 12449
FOOD	Caraway Tea Company LLC	271 Upper North Road	Highland NY 12528-2615
FOOD	Crazy Bowlz (Kazan Cuisine Inc.)	232 Main St.	New Paltz, NY 12561
FOOD	Dead Beets LLC DBA Good Night	15 Rock City Road	Woodstock NY 12498
FOOD	Deising's Bakery & Pastry Shop, Inc	109 N Front St Ste 117	Kingston NY
FOOD	Dietz Stadium Diner	127 N Front St	Kingston NY 12401
FOOD	Duso Food Service Distributors West End Dairy	6055 NY-52,	Ellenville, NY 12428
FOOD	Emanuel's Supermarket (Mytown Markets)	PO Box 376	Stone Ridge NY
FOOD	Food Bank of the Hudson Valley	195 Hudson Street	Cornwall on Hudson, NY 12520
FOOD	Freskeeto Frozen Foods Inc	8019 United States Rte 209,	Ellenville, NY 12428
FOOD	Hannaford Stores	145 Pleasant Hill Road	Scarborough, ME 04074
FOOD	Hudson River Fruit Distributors	65 Old Indian Rd	Milton NY 12547
FOOD	Jean Krause Candies Inc.	41 S Partition St,	Saugerties, NY 12477
FOOD	King's Valley Diner	617 Ulster Ave,	Kingston, NY 12401
FOOD	Lola's Cafe	49 Main St,	New Paltz, NY 12561
FOOD	Main Course Catering + Marketplace Hudson Valley Hospitality Inc (dba. Main Course Catering + Marketplace)	175 Main St.	New Paltz, NY 12561

2024 Ulster County Annual Waste & Recycling Report Survey Results

Executive Summary

FOOD	Meredith's Bread	415 NY-28,	Kingston, NY 12401
FOOD	Mother Earth Store House (Healthy Choice Markets 3, LLC)	249 Main Street	Saugerties, NY 12477
FOOD	P&Gs (M.C. & E.D. Beck Inc.)	91 Main St,	New Paltz, NY 12561
FOOD	Phoenicia Diner Inc	5681 Rte 28	Phoenicia, NY 12464
FOOD	Price Chopper	501 Duanesburg Road	Rotterdam, NY 12306
FOOD	Red Onion Restaurant & Bar	1654 Route 212	Saugerties NY 12477
FOOD	Savannah Ole'	100 Rondout Landing	Kingston NY 12401
FOOD	Savannah Ole'	100 Rondout Lndg	Kingston NY 12401
FOOD	Shop Rite Supermarkets Inc. (New Paltz, Kingston)	801 Miron Lane, 258 Main Street	Kingston NY, New Paltz NY, Ellenville
FOOD	Tops Markets Store # 532	Consumer Affairs PO Box 1027 Buffalo, NY 14240- 1027	New Paltz, NY 12561
FUEL/ENERGY	AAA Fuel Service Inc.	1007 Rt 28	Kingston, NY 12401
FUEL/ENERGY	AFCO Fuel LLC	40 South Manor Ave,	Kingston
FUEL/ENERGY	Bottini Fuels	240 Ulster Ave	Saugerties NY, 12477
FUEL/ENERGY	Central Hudson	284 South Ave.	Poughkeepsie, NY 12602
FUEL/ENERGY	Empire Fuel	P O BOX 492, 385 Vineyard Ave	Wappingers Falls NY 12590 Highland NY 12528
FUEL/ENERGY	HOP ENERGY d.b.a. Kosco- Heritage	625 Sawkill RoadKingston, NY 12401	
FUEL/ENERGY	Lorco Petroleum Services	450 South Front Street	Elizabeth, NJ 07202
HAULER	AW Coon & Sons, Inc.	412 Route 199	Red Hook, NY 12571
HAULER	City of Kingston	25 East O'Reilly Street	Kingston, NY 12401
HAULER	Community Compost Company	PO Box 1254	New Paltz, NY 12561
HAULER	County Waste - Ulster, LLC (Waste Connections)	P.O. Box 431	Clifton Park, NY 12065
HAULER	CRP	2 Bayview Road	Cortlandt Manor, NY 10567
HAULER	Darling International	825 Willson Avenue	Newark, NJ 07105
HAULER	Denali (formerly Organix)	3308 Bernice Ave,	Russellville, AR 72802
HAULER	First Capital Hauling	54 Pine Grove Avenue	Kingston NY 12401
HAULER	Green State Services Corp.	83 S. Putt Corners Road	New Paltz, NY 12561
HAULER	Interstate Waste	300 Frank W Burr Blvd Ste 39	Teaneck NJ 07666
HAULER	Junque Carting	21 North Street	Saugerties NY 12477

2024 Ulster County Annual Waste & Recycling Report Survey Results

Executive Summary

HAULER	Lamela Sanitation	PO Box 507	Marlboro, NY 12542
HAULER	Liberta Brothers, Inc.	PO Box 541	Pine Pains, NY 12567
HAULER	Mid-Hudson Structural dba Recycle Depot	230 Van Wagner Road	Poughkeepsie, NY 12603
HAULER	Nieco Container Corporation	PO Box 67	Milton, NY 12547
HAULER	On Time Disposal	PO Box 408	Monroe, NY 10950
HAULER	Pine Plains Refuse	PO Box 703	Pine Pains, NY 12567
HAULER	Recycling Crushing Technology, Inc. (Blacktop Maintenance	27 Commerce Street	Poughkeepsie, NY 12603
HAULER	Red Hot Hauling	25 North Drive	West Hurley NY
HAULER	Royal Carting Service Co.	PO Box 1209	Hopewell Junction, NY 12533
HAULER	Solid Waste Disposal Service	PO Box 250	Bloomington, NY 12411
HAULER	Sonny Zito Sanitation	P.O. BOX 70	Slate Hill NY 10973
HAULER	Sweeney Carting	22 Mower Mill Road	Saugerties, NY 12477
HAULER	Taylor-Montgomery	350 Neelytown Road	Montgomery, NY 12549
HAULER	THE OZONE	148 Pitcher Lane	Redhooki NY 12571
HAULER	Thompson Sanitation Corporation	PO Box 494	Rock Hill, NY 12775-0494
HAULER	Top Quality Sealcoat	5188 Rte. 209	Accord, NY 12404
HAULER	Washington Estate Transport, Inc.	51 Josephine Avenue	Rosendale, NY 12472-9729
HAULER	Waste Management	264 Old Flatbush Rd	Kingston, NY 12401
HAULER	Welsh Sanitation Service Co.	PO Box 1209	Hopewell Junction, NY 12533
HOSP	Ellenville Regional Hospital	10 Healthy Way	Ellenville, NY 12428
HOSP	Hudson Valley Rehab	260 Vineyard Ave	Highland, NY 12528
HOSP	Northeast Center for Rehabilitation and Brain Injury	300 Grant Avenue	Lake Katrine, NY 12449
HOSP	Taconic Rehabilitation and Nursing at Ulster	1 Wingate Way	Highland, NY 12528
HOSP	Ten Broeck Commons	1 Commons Drive	Lake Katrine, NY 12449
HOTEL	Americas Best Value Inn	7 Terwilliger Lane	New Paltz, NY 12561
HOTEL	Best Western Plus (Kingston Motel Corp)	503 Washington Avenue	Kingston NY
HOTEL	Comfort Inn	2790 Route 32	Saugerties NY 12477
HOTEL	Diamond Mills Hotel & Tavern	319 Main Street	Saugerties, NY 12477

2024 Ulster County Annual Waste & Recycling Report Survey Results

Executive Summary

HOTEL	Everest Hospitality LLC (Kingston Motel Corp)	239 Forest Hill Dr.	Kingston NY 12401
HOTEL	Holiday Inn Express	1835 Ulster Avenue	Lake Katrine, NY 12449
HOTEL	Rocking Horse Ranch (Tee Bar Corp.) dba Rocking Horse Ranch	600 Rte. 44/55	Highland, NY 12528
HOTEL	Serenity Hospitality LLC (DBA Honor's Haven Retreat & Conference)	1195 Arrowhead Rd,	Ellenville, NY 12428
HOTEL	Smiley Bros., Inc - Mohonk Mounatin House	1000 Mt. Rest Road	New Paltz, NY 12561
INDUST	AMETEK Rotron Rotron/Airtechnology Products	55 Hasbrouck Lane	Woodstock, NY 12498
INDUST	Arconic Fastening Systems (Howmet Aerospace)	1 Corporate Drive	Kingston NY
INDUST	Callahan Industries	677 Flatbush Rd,	Kingston, NY 12401
INDUST	Fehr Bros Industries, Inc.	895 KINGS HWY	SAUGERTIES, NY 12477
INDUST	LHV Precast	540 Ulster Landing Road	Kingston, NY 12401
INDUST	N.E. Solite	962 Kings Hwy OR PO Box 437 Mt. Marion, NY 12456	Saugerties, NY 12477
INDUST	Optimum Window Manufacturing Corp.	28 Canal Street	Ellenville, NY 12428
INDUST	Viking Industries Inc.	89 S Ohioville Rd,	New Paltz, NY 12561
INDUST HAZ	Stericycle	Rotterdam Industrial Park Bldg 1	Rotterdam NY 12306
REC	A Messina and Sons	19 Orchard Drive	Gardiner, NY 12525
REC	American Lamp Recycling	55 Riverview Drive	Marlboro, NY 12542
REC	Argenio Brothers, Inc.	2 Argenio Drive	New Windsor, NY 12553
REC	Arold Construction Co., Inc.	51 Powder Mill Bridge Rd	Kingston, NY 12401
REC	Brainstorm Computers and Technology	194 West Kerleys Road	Tivoli, NY 12583
REC	CANOS Scrap Metal	1083 Kings Hwy.	Saugerties, NY 12477
REC	Church Communities NY Inc. dba Maple Ridge Bruderhoff	10 Hellbrook Lane	Ulster Park, NY 12487
REC	E-Waste +	7318 Victor-Mendon Road	Victor, NY 14564
REC	Earl B Feiden Appliance	661 Broadway	Kingston NY 12401
REC	East Penn Manufacturing	102 Deka Road	Lyon Station, PA 19536
REC	EnviroWaste-	PO Box 747	Mahopac, NY 10541

2024 Ulster County Annual Waste & Recycling Report Survey Results

Executive Summary

REC	Greenway Environmental Services	PO Box 322	Clintondale, NY 12515
REC	Habitat for Humanity	406 NY-28,	Kingston, NY 12401
REC	Interstate Battery (AVS Distr.)	192 Greenkill Ave	Kingston, NY 12401
REC	Interstate Refrigerant	PO Box 517	Foxboro, MA 02035
REC	Iron Mountain Secure Destruction	One Federal Street	Boston, MA 02210
REC	Legal Shred	1014 Grand Blvd., Ste. 6	Deer Park, NY 11729
REC	Luzon Environmental Services	PO Box 1070	Woodridge, NY 12789
REC	National Lamp Recycling, Inc.	PO Box 680 NLR Inc. 256 East Main St	East Windsor, CT 06088
REC	Planet Aid	3 Lincoln Drive	Fairfield, NJ 07004
REC	Recoverees of Manufactured Products	313B North Street	Middletown, NY 10940
REC	Republic Services - ReCommunity (formerly Hudson Baylor)	508 Fishkill Ave.	Beacon, NY 12508
REC	Rock Solid Provisions	P.O. Box 731	Catskill, NY 12414
REC	Safety-Kleen Systems, Inc.	1502 E. Villa St. 2nd Floor	Elgin, IL 60120
REC	Sims Metal Management	820 Route 211 E	Middletown, NY 10940
REC	USagain	18 Sargent Place	Mt. Vernon, NY 10550
REC	Vaz-Co Reclaiming	PO Box 1518	Highland, NY 12528
REC	Veolia ES Technical Solutions	PO Box 10	W. Bridgewater, MA 02379
REC	Village Construction Company	2517 Rte. 44	Salt Point, NY 12578
REC	West Kingston Recycling	642 Abeel Street	Kingston, NY 12401
REC	West Rock CP	3169 Holcomb Bridge Rd	Atlanta, GA 30071
REC	Zumtobel Staff Lighting	3300 Route 9w	Highland, NY 12528
RETAIL	Boost Mobile (Broadway Link)	610 Broadway	Kingston, NY 12401
RETAIL	Herzog Home Center - Kingston Plaza	PO Box 3328	Kingston, NY 12402
RETAIL	Hudson Valley Mall (Hull Property Group)	Hull Property Group 1190 Interstate Parkway	Augusta, GA 30909
RETAIL	Kohls	800 Miron Ln	Kingston NY
RETAIL	Lowe's of Lloyd #2326	1000 Lowe's Blvd.	
RETAIL	Lowe's of Ulster #0524	1000 Lowe's BLVD	Mooresville, NC 28117
RETAIL	Raymour & Flanigan	401 Frant Sottile Blvd	Kingston NY 12401

2024 Ulster County Annual Waste & Recycling Report Survey Results

Executive Summary

RETAIL	Staples #0242	1399 Ulster Avenue	Kingston NY
RETAIL	Stewart's Shops	PO Box 435	Saratoga Springs, NY 12866
RETAIL	Target	33 south 6th Street	Minneapolis, MN 55403
RETAIL	Walmart	SEND BY EMAIL	
SPORT	Cantine Veterans Sports Complex & Kiwanis Ice Arena	Cantine Veterans Memorial Complex Washington Ave Ext.	Saugerties NY
SPORT	Headless Horseman Hayrides and Haunted Houses (Magic Moon Farm)	778 Broadway (Route 9W)	Ulster Park NY 12487
SPORT	HITS Inc	454 Washington Ave Ext.	Saugerties NY 12477
SPORT	Hudson Valley Sportsdome	240 Milton Turnpike	Milton NY
SPORT	Neighborhood 209 (Skate Time Upstate Partners LLC)	5164 Route 209	Accord NY
SPORT	Patel's Kingston Lanes (Bowling)	644 E Chester St	Kingston NY

MUNI (COUNTY)	Attn: Ulster County Department of Public Works	317 Shamrock Ln	Kingston, NY 12401
MUNI (LAW)	Ulster County Correctional Facility	750 Berme Rd, PO Box 800, Napanoch, NY 12458-0800	Napanoch NY 12458
MUNI (LAW)	Ulster County Correctional Facility	750 Berme Rd, PO Box 800,	Napanoch NY 12458
MRDC	Town of Denning Transfer Station,	Town Barn, 1567 Denning Road,	Claryville, NY 12725
MRDC	Town of Esopus Transfer Station,	70 West Shore Drive,	West Park NY
MRDC	Town of Gardiner Transfer Station,	PO Box 1	Gardiner, NY 12525

2024 Ulster County Annual Waste & Recycling Report Survey Results

Executive Summary

MRDC	Town of Hardenburgh Transfer Station	55 Rider Hollow Road	Arkville NY 12406
MRDC	Town of Hurley Transfer Station	PO Box 569	Hurley, NY 12443
MRDC	Town of Lloyd Transfer Station	12 Church Street	Highland, NY 12528
MRDC	Town of Marbletown Transfer Station	PO Box 217	Stone Ridge, NY 12484
MRDC	Town of Marlborough Transfer Station	21 Milton Turnpike, Ste. 200	Milton, NY 12547
MRDC	Town of New Paltz Transfer Station,	PO Box 550, 3 Clearwater Rd	New Paltz, NY 12561
MRDC	Town of Olive Transfer Station	PO Box 180	West Shokan, NY 12494
MRDC	Town of Plattekill Transfer Station	PO Box 45	Modena, NY 12548
MRDC	Town of Rochester Transfer Station,	PO Box 65	Accord, NY 12404
MRDC	Town of Rosendale Transfer Station,	1915 Lucas Avenue	Cottkill, NY 12419
MRDC	Town of Saugerties Transfer Station	4 High Street	Saugerties, NY 12477
MRDC	Town of Shandaken Transfer Station,	PO Box 134	Shandaken, NY 12480
MRDC	Town of Shawangunk Transfer Station	PO BOX 247	Wallkill, NY 12589
MRDC	Town of Ulster Transfer Station,	900 Miron Lane,	Kingston NY 12449

2024 Ulster County Annual Waste & Recycling Report Survey Results

Executive Summary

MRDC	Town of Wawarsing Transfer Station	PO Box 671	Wawarsing, NY 12428
------	---------------------------------------	------------	---------------------